



SEES#	MITSUBISHI#	产品描述	DESCRIPTION
MIBT-1	JAM5497-01	SPVF 梯 MTB 按钮	Push Button
MIBT-2	D51 31A 系列	按钮	Push Button
MIBT-3	LHB-007 LHB008	GPS 系列按钮 LHB-007 单 008 双	Push Button LHB007(Single) 008(Double)
MIBT-4	LHB-005 LHB006	GPS 系列按钮 LHB005 006	Push Button LHB005 006
MIBT-5	DA180 按钮	LHD-190 Push Button	12V 24V
MIBT-6	DA211G02	HOPE 按钮	Push Button 12V 24V
MIBT-7	DA211H02	按钮	Push Button
MIBT-9	LHB-052A	按钮	Push Button
MIBT-10	LHB-054A	无线电按钮按钮	MRL Push Button
MIBT-11E	LHB-058A	无线电按钮按钮	MRL Push Button
MIBT-11F	LHB-058A	无线电按钮按钮	MRL Push Button



SEES#	MITSUBISHI#	产品描述	DESCRIPTION
MIGS-1	YA139B726015	对重导轨	The Head Of Guide Shoe For CW
MIGS-2	YA214841021	对重导轨	Guide Shoe For CW
MIGS-3	YA1418237G03	高速梯导轨	High Speed Guide Shoe 2.5m/s
MIGS-5		滑动导轨	Sliding Guide
MIGS-6		导轨	Guide Shoe
MIGS-7	YA047C168-01	靴衬	Guide Shoe Lining (三菱 120-16)
MIGS-8	YA047C168-02	靴衬	Guide Shoe Lining (三菱 120-16)
MIGS-9		导轨轮	Roller for Guide Shoe 80-26.5 6203 ID-17
MIGS-10		三角衬靴衬	230-30-9 一片, 230-30-9 两片
MIGS-11		三角衬靴衬	230-30-9 一片, 230-30-9 两片
MIGS-12		滑动导轨	Roller Guide Shoe
MIGS-13		导轨轮	Guide Shoe Roller 165-38-2 6203
MIGS-14		导轨轮	Guide Shoe Roller 113-32 6203
MIGS-15		导轨轮	Guide Shoe Roller 76mm 6203



SEES#	MITSUBISHI#	产品描述	DESCRIPTION
MHR-1	YA052C703G01	门挂轮	Hanger Roller OD:65mm 6201BRG
MHR-2	YA06C021G01	门挂轮	Hanger Roller OD:72mm 6202BRG
MHR-3		特殊螺母	门挂轮卡子 Nut
MHR-4	YA052C703G01	门挂轮轴套	Hanger Roller with Collar 56-14 6201 尺寸同 MHR-1
MHR-5		客梯轿门挂轮	导向轮 Guide Roller 40-12 6p-M8
MHR-6		老式轿门挂轮	Planing Roller 25-10 6p-M8
MHR-7	YA052C703G01	门挂轮轴套	可拆卸轴套 Hanger Roller with Shaft 56-14 6201 尺寸同 MHR-1
MHR-8		轿厢门挂轮	Cargo lift Hanger roller 94-18 6204
MHW-1		导向轮	Guide Shave
MWH-2		绳轮	Sheave 490-11 6200Z
MWH-3		尼龙轮	Nylon Sheave 460
MWH-9		绳轮	Sheave 490-11 6200RS
MWH-11		绳轮	Sheave Aluminum 428-14
MPS-1		新款轿门挂轮	Planing Sheave 24-10 6p-M8



SEES#	MITSUBISHI#	产品描述	DESCRIPTION
MIDV-1		门刀轮	Door Vane Roller 46-13 ID 12
MIDV-2	D254000	变频门刀	Door Vane
MIDV-3		三菱客梯门刀	Door Vane for passenger lift
MIDV-4		三菱客梯门刀	Door Vane for cargo lift
MIDV-5		门刀	Door Vane Cargo Lift



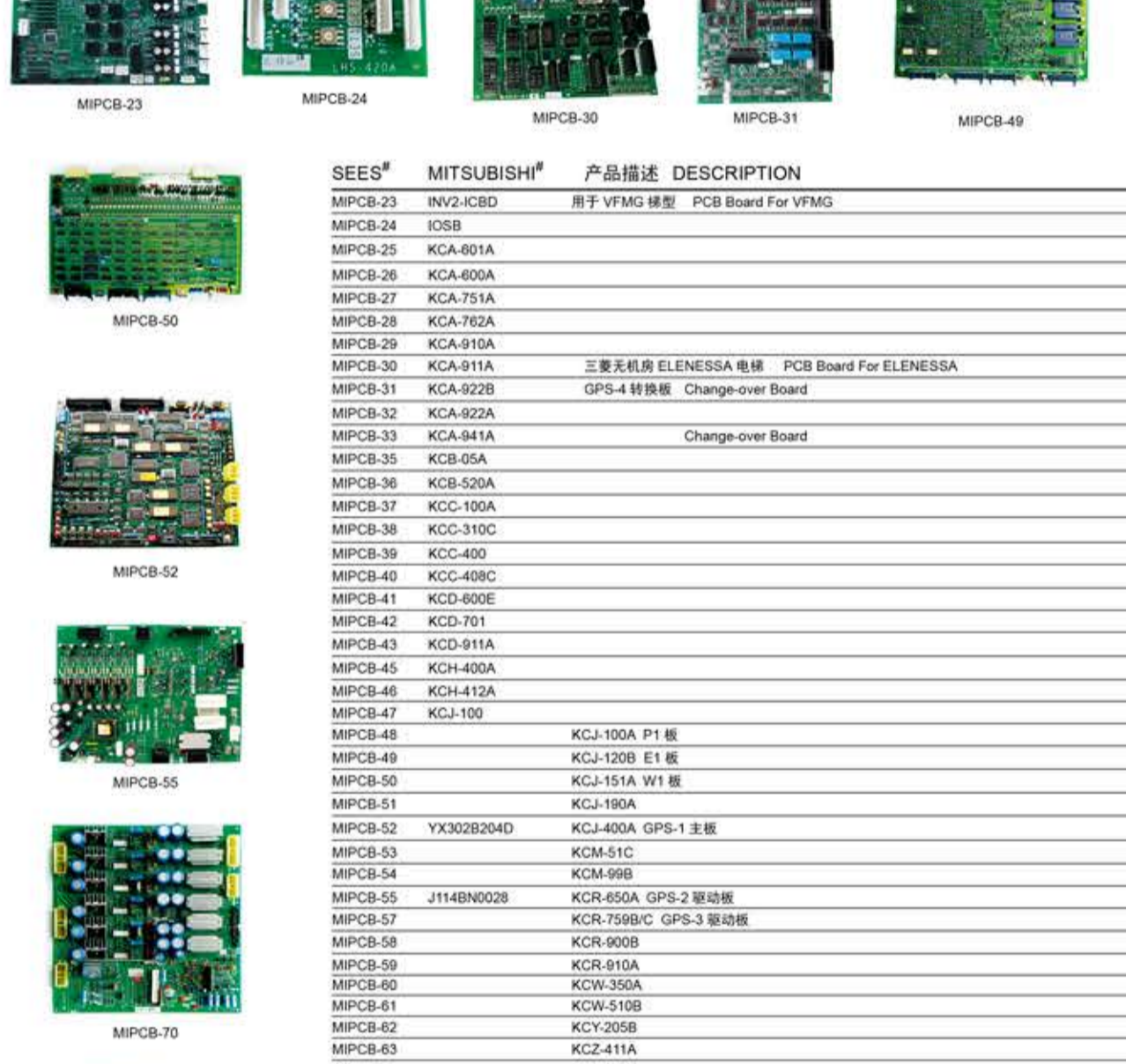
SEES#	MITSUBISHI#	产品描述	DESCRIPTION
MIDOP-1		轿下梯	Door Operator Part



SEES#	MITSUBISHI#	产品描述	DESCRIPTION
MIEP-1	YA209C301-05	STS 带	Beel 1605M3280



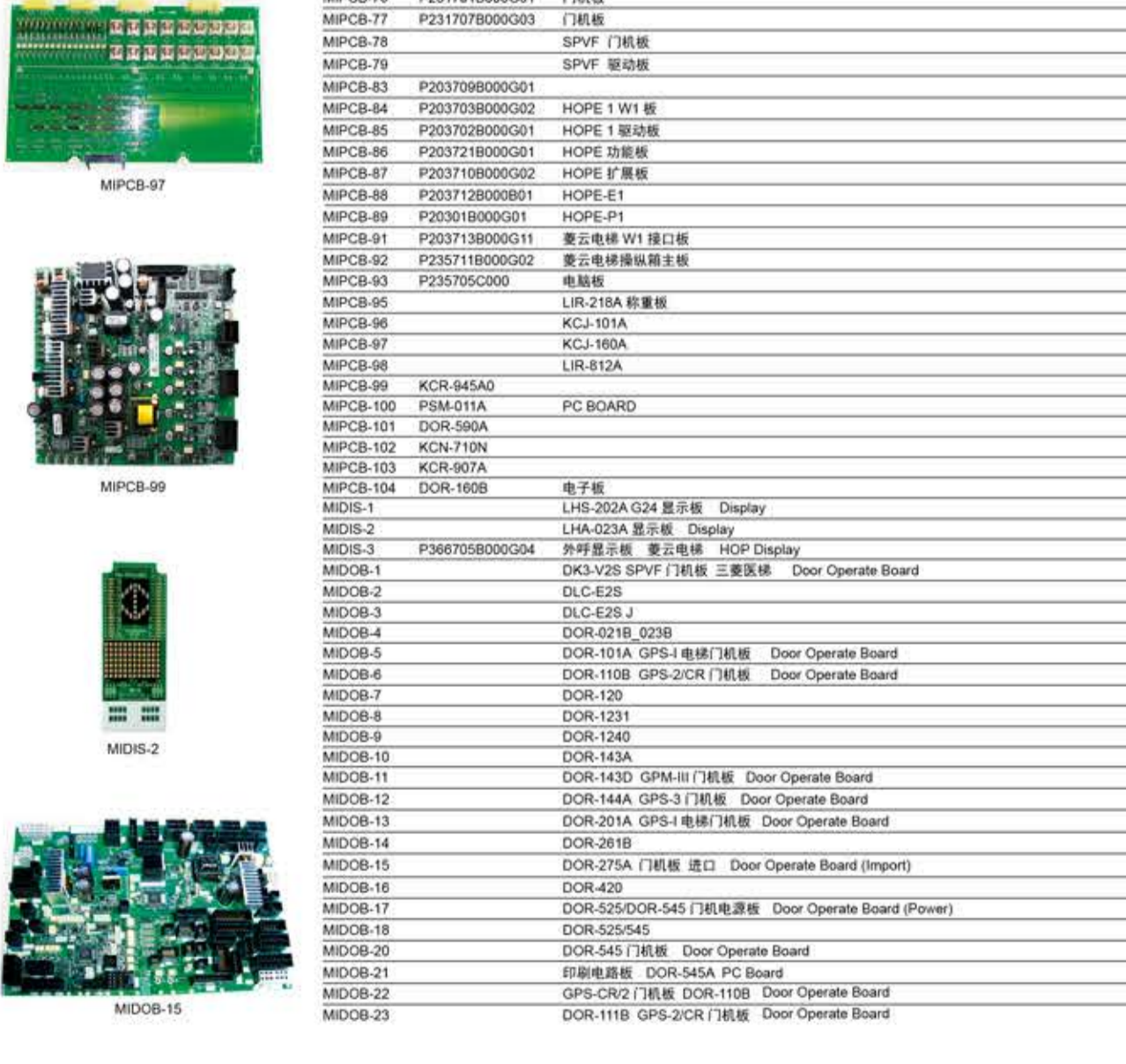
SEES#	MITSUBISHI#	产品描述	DESCRIPTION
MICOD-1	X65AC-01	编码器	Encoder
MICOD-2	X65AC-31	编码器	Encoder
MICOD-5	X65AC-22	旋转编码器	Rotary Encoder PKT10M5-51Z-230F



SEES#	MITSUBISHI#	产品描述	DESCRIPTION
MICOD-1	BH752Y02H03	SD-N50 直流接触器	Contact
MICOD-2	SD-N35	直流接触器	Contact
MICOD-3	SK2C	永磁接触器	Magnetic Contactor
MIEP-2		可控硅	Silicon Controller
MIEP-3	F726201, RM50TC-2H	F726201, RM50TC-2H 可控硅	Silicon Controller
MIEP-4		可控硅	Silicon Controller
MIEP-5		门机电容	Capacitance 400VDC 1200uF



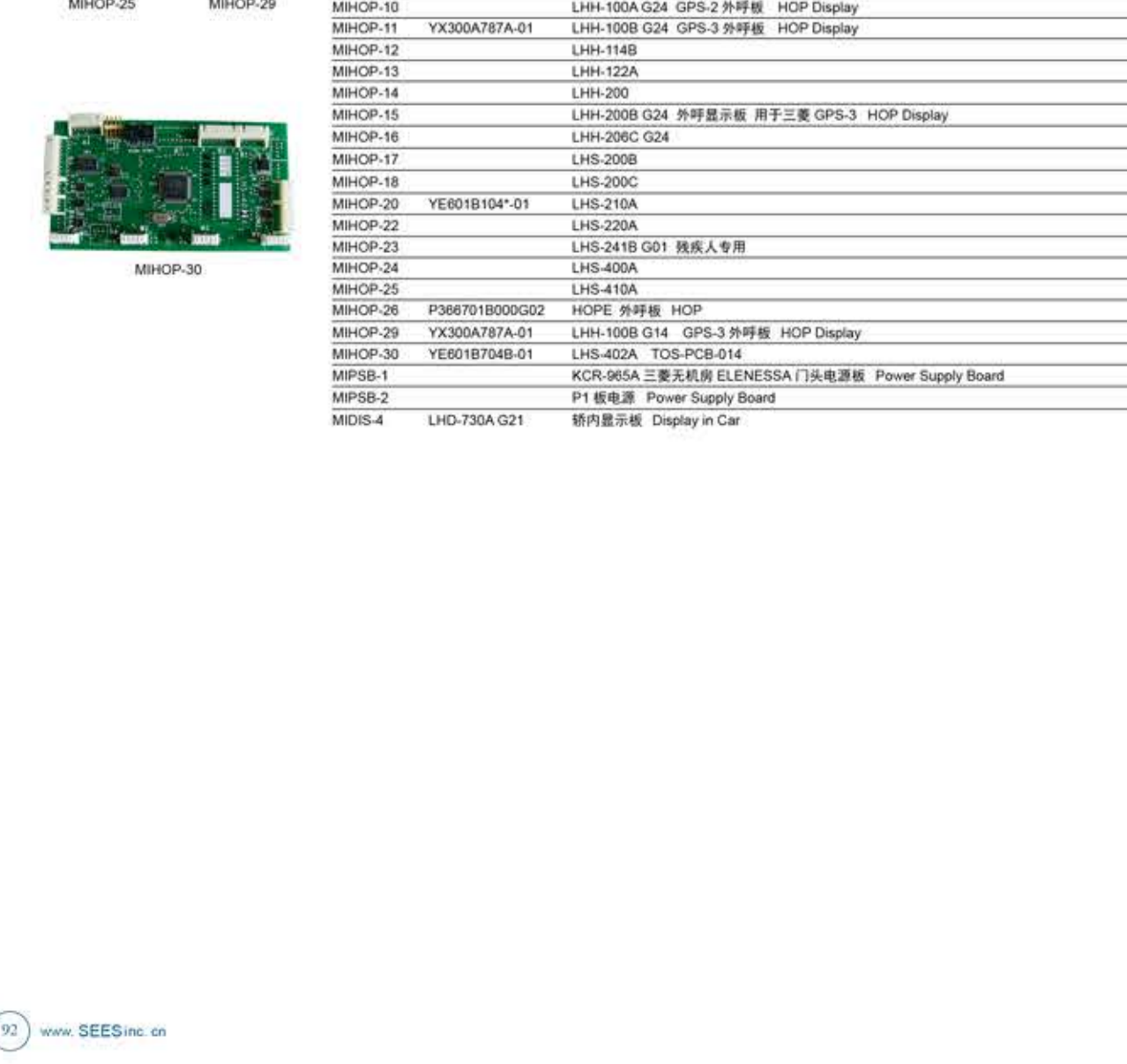
SEES#	MITSUBISHI#	产品描述	DESCRIPTION
MIDOP-1	H161301C104G01L08	轿门钢丝绳	Door Relating Cable
MDS-1	YA09C18G01	门滑块	塑料门滑块 Door Slider



SEES#	MITSUBISHI#	产品描述	DESCRIPTION
MIEF-1	ZF89B110	轴流风扇	Fan 110V
MIEF-2	ZF89B220	轴流风扇	Fan 220V
MIEF-3	Z2F-330	Z2F-330 轴流风扇	Fan 220V
MIF-4	FB-250	FB-250 电话机	Cabin fan



SEES#	MITSUBISHI#	产品描述	DESCRIPTION
MISLO-1	D161001C101	门梯	Door Lock
MISLO-2		呼吸电磁锁	HOP Power Lock
MISLO-3		呼吸电磁锁	HOP Power Lock
MISLO-4		161 触点	Contact
MISLO-4WB		161 门梯磁锁	Wheel
MISLO-4B		161 门梯磁锁	Bearing
MISLO-5		三角锁	Triangular Lock
MISLO-5K	B288858	三角钥匙	Triangular Key
MISLO-6	H131001C138G01	牛角触点	Door Lock Contact
MISLO-7	JC1363	斜门梯	Slide Door Lock
MISLO-9		滚珠门梯	Roller for Goods Lift Door Lock 60-16 ID 15 6202
MISW-1	DS-133	斜门梯开关	Car Door Switch
MISW-2		121 斜门梯开关	Car Door Switch
MISW-3	LXP1-020-1A	行程开关	Limit Switch
MISW-4		限位磁开关 (左门梯)	Limiting Magnet Switch for GPS III
MISW-5		限位磁开关 (右门梯)	Limiting Magnet Switch for GPS III
MISW-5M		磁开关	Board Magnet
MISLO-10L		斜梯门梯	Goods Lift Door Lock LEFT
MISLO-10R		斜梯门梯	Goods Lift Door Lock RIGHT



SEES#	MITSUBISHI#	产品描述	DESCRIPTION
MISJDD-1		检修灯	Inspection Light
MISJDD-2		井道灯	Inspection Light