



We would like to introduce Ningbo SEES Elevator Spare Parts Co., LTD.

In 2008 we established Ningbo SEES in China

The SEES catalog is designed for YOU, the elevator professional, to ensure your material sourcing is FAST and EASY. Replacement parts are organized by Original Equipment Manufacture (OEM) and then group by product category. Color photo, part description with specifications, along with part number references are provided to aid in part identification. The index contains an OEM cross-reference for a quick page locator.

In order to strengthen quality management, NINGBO SEES has passed the ISO9001:2015 INTERNATIONAL QUALITY SYSTEM CERTIFICATION in 2019.

SEES....Bringing YOU the BEST....Quality, Price, and Service since 1977.

Always Smooth Sailing with SEES.

"Our Mission is to become the BEST elevator and escalator spare parts company in the world by dedicating our resources, our talents and our energies, to help improve the elevator and escalator industry."



Sailing...



DISTRIBUTION CENTER

美国SEES配销中心

Same day shipping, extended hours, plus the industry's largest, most diverse inventory ensures reliable delivery of your required parts and supplies. Contact SEES with confidence- the fast and easy solution for all of your elevator and escalator needs.



CERTIFICATE OF CONFORMITY OF QUALITY MANAGEMENT SYSTEM CERTIFICATION

NO: 08919Q21638R0S

This Is To Certify That The Quality Management System Of
NINGBO SEES ELEVATOR SPARE PARTS CO., LTD.
First Floor, No.669 Jinyuan Road, Yinzhou District, Ningbo City, Zhejiang Province, China
Unified Social Credit Code: 91330212677696310B Post Code: 315104

Quality Management System Complies With:
GB/T19001-2016/ISO9001:2015 Standard

Scope:

Sale Of Elevator Parts And Electronic Components (Except Licensing Requirements Products)

Date of issue: 2019-9-5 Expiry date: 2022-9-4
Holding this certificate organizations receive annual surveillance audits qualified, And administrative license valid state regulations

Approval of the first surveillance audit
Zhongshui Brilliant Certification Co., Ltd.

Approval of the second surveillance audit
Zhongshui Brilliant Certification Co., Ltd.

Approval of the third surveillance audit
Zhongshui Brilliant Certification Co., Ltd.



中国认可
国际互认
管理体系
MANAGEMENT SYSTEM
CNAS C089-M

Representative of The Company

The Certificate Information Can Be Inquired At <http://www.cnca.gov.cn> Or <http://www.zsbc.net>
Tel:010-82272603 Add:Room 7001-7004 Block B Tiancheng Technology Building Of No.2 Xinfeng Street Dewai Avenue Xicheng District Beijing

The ENFORCER

Door Gibs. Redefined.


SAFETY FIRST... BUILT TO LAST

PATENT PENDING


CAN HANDLE OVER 18,000 lb OF FORCE!




SEES-ENFORCER-001
7/16"



SEES-ENFORCER-002
15/32"





SEES-ENFORCER-003
1/2"



SEES-ENFORCER-004
17/32"

IDEAL FOR: AIRPORTS, HOSPITALS, CONDOS, COLLEGES & UNIVERSITIES, HOTELS, TRANSIT AUTHORITIES, PRISONS & JAILS, STORAGE FACILITIES, APARTMENTS AND ANY PUBLIC HOUSING.

SAFETY: Limits liability due to door failure | **DURABILITY:** Less call backs, reduce door damage | **SAVINGS:** Reduce service calls with fewer gib replacement/door alignment.



@SEESinc



SEESinc.com/blogs

Always Smooth Sailing

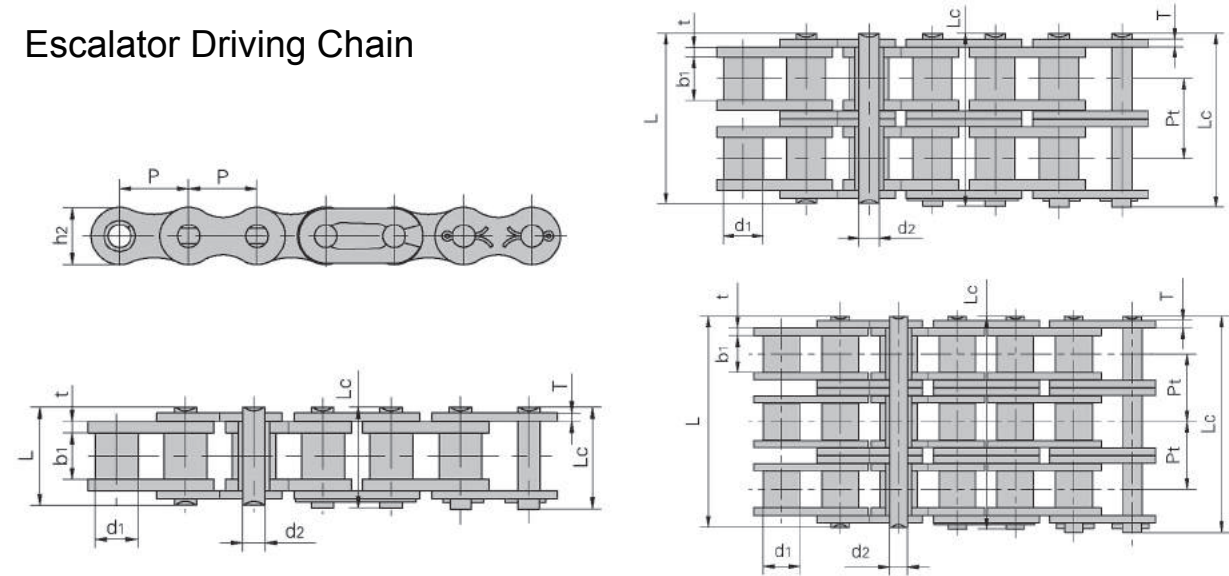


SOUTHERN ELEVATOR & ELECTRIC SUPPLY

SPARE PARTS MENU

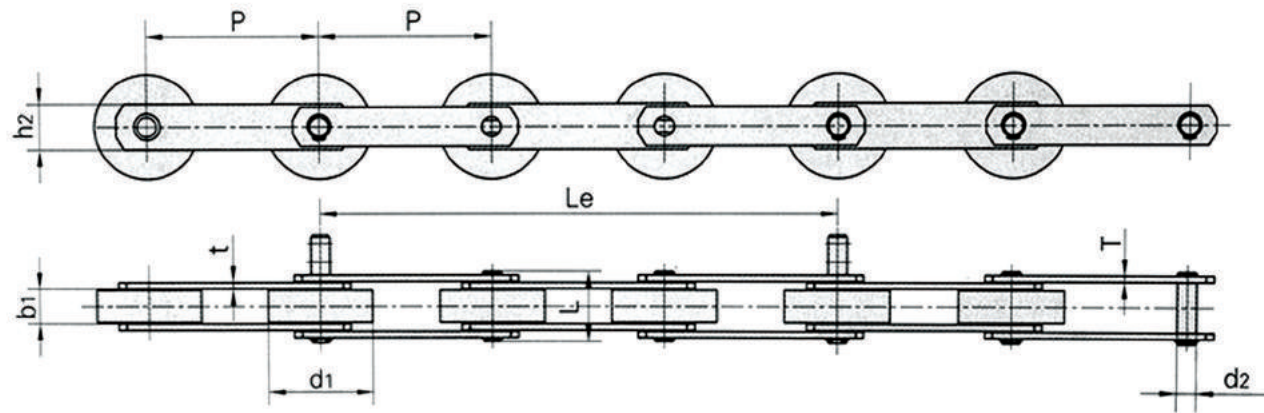
Universal Escalator Parts	8-14	
Universal Elevator Parts	15-44	
	Escalator Parts	Elevator Parts
Spare Parts For OTIS	45-59	103-117
Spare Parts For MITSUBISHI	60-63	118-130
Spare Parts For HITACHI	64-67	131-138
Spare Parts For KONE	68-75	139-148
Spare Parts For SCHINDLER	75-83	149-156
Spare Parts For THYSENKRUPP	85-87	157-160
Spare Parts For TOSHIBA	88-91	161-164
Spare Parts For FUJITEC	92-94	165-168
Spare Parts For LG (Sigma)	95-97	169-178
Spare Parts For HYUNDAI	98-100	179
Spare Parts For SJEC	101-102	
Spare Parts For STEP		180-181
Spare Parts For MICO		182
Spare Parts For FERMATOR		183-184

Escalator Driving Chain




链号 Model	Pitch P	Roller diameter d1 max	Width between inner plates b1 min	Pin diameter d2 max	Pin length L max, Lc max		Inner plate depth h2 max	Plate thickness t/T max	Transverse pitch Pt	Ultimate tensile strength Q min	Average tensile strength Q0	Weight per meter q
	mm	mm	mm	mm	mm	mm	mm	mm	mm	kN/lbf	kN	kg/m
16A-2	25.40	15.88	15.75	7.92	62.7	64.3	24.00	3.25	29.29	113.40/25493	141.8	5.15
16AFT-2	25.40	15.88	15.75	7.92	62.7	65.8	24.00	3.25	29.29	132.3/29742	165.4	5.51
16B-1	25.40	15.88	17.02	8.28	36.1	37.4	21.00	4.15/3.10	-	60.0/13488	72.8	2.71
16B-2	25.40	15.88	17.02	8.28	68.0	69.3	21.00	4.15/3.10	31.88	106.0/23829	133.0	5.42
20A-2	31.75	19.05	18.90	9.53	76.4	80.5	30.00	4.00	35.76	177.00/39791	219.4	7.80
20AFT-2	31.75	19.05	18.90	9.53	76.4	80.5	30.10	4.00	35.76	211.68/47587	262.5	8.09
20A-3	31.75	19.05	18.90	9.53	112.2	116.3	30.00	4.00	35.76	265.5/59686	309.6	11.77
20AFT-3	31.75	19.05	18.90	9.53	112.2	116.3	30.10	4.00	35.76	330/74186	395.0	12.10
24A-2	38.10	22.23	25.22	11.10	95.8	99.7	35.70	4.80	45.44	254.00/57101	314.9	11.70
20B-3	31.75	19.05	19.56	10.19	114.2	117.9	26.40	4.50/3.50	36.45	250/56202	290.0	10.82
24B-2	38.10	25.40	25.40	14.63	101.7	106.2	33.20	4.50/3.50	48.36	280.0/62946	319.2	13.40
100SLR-2	31.75	19.05	18.90	9.53	76.4	80.5	30.00	4.00	35.76	173.4/39399	190.0	7.89
16BSLR-2	25.40	15.88	17.02	8.28	68.0	69.3	21.00	4.15/3.10	31.88	106.0/23829	133.0	5.42

Escalator Step Chain



链号: Model	Pitch	Roller diameter	Width between inner plates	Pin diameter	Pin length	Inner plate depth	Plate thickness	Distance between steps (three pitches)	Ultimate tensile strength	Average tensile strength	Weight per step
	p	d1 max	b1 min	d2 max	L max	h2	t/T max	Le	Q min	Q0	Q
	mm	mm	mm	mm	mm	mm	mm	mm	KN/LB	KN	Kg
ESCH-1	131.33	80.00	27.0	24.00	54.5	50.0	5.0	394.00	180.0/40465	198.00	3.700
ESCH-2	131.33	80.00	27.0	14.63	54.5	50.0	5.0	394.00	180.0/40465	198.00	2.480
ESCH-4	131.33	80.00	27.0	14.63	56.5	35.0	5.0	394.00	123.0/27651	150.0	2.310
ESCH-5	133.33	70.00	27.0	14.63	55.0	40.0	5.0	400.00	180.0/40465	198.00	2.450
ESCH-6	133.33	70.00	27.0	14.63	56.5	35	5.0	400.00	127.4/28640	140.1	2.380
ESCH-7	133.33	80.00	27.0	24.00	54.5	50.0	5.0	400.00	180.0/40465	198.0	3.530
ESCH-8	133.33	75.00	25.4	14.63	54.2	35	5.0	400.00	123/27651	135.3	2.160
ESCH-9	133.33	76.20	27.0	14.63	55.0	40	5.0	400.00	180/40465	198.0	2.500
ESCH-10	133.33	39.37	33.7	22.00	70.0	60	7.0/6.0	400.00	350/78683	385.0	4.776
ESCH-11	133.33	39.37	33.7	16.00	65.0	50	5.0	400.00	170/38217	187.0	3.360
ESCH-12	131.33	76.20	23.6	12.70	52.0	35	5.0	394.00	90/20232	99.0	2.050
ESCH-13	131.33	76.20	23.6	12.70	52.0	35	5.0	394.00	90/20232	99.0	2.050
ESCH-14	131.33	76.20	23.6	15.00	52.0	35	5.0	394.00	123/27651	135.3	2.200
ESCH-15	131.33	76.20	23.6	15.00	52.0	35	5.0	394.00	123/27651	135.3	2.200
ESCH-16	135.47	76.20	23.6	12.7/15	54.2	35	5.0	406.40	90/20232	99.0	2.050


Color Mark







Model	Height		Height			Brand
	H	h	DI	D	d	
MISHR-1	33±1	14	82±2	64	35 ⁺²	XF
MISHR-2	34±1	12	82±2	62±2	33 ⁺³ ₋₁	SWE SCHINDLER
MISHR-3	28.5±1.5	10.6±0.8	80 ⁺³ ₋₁	62 ⁺³	39 ⁺³	SDS SCHINDLER
MISHR-4	27	10	80	62 ⁺³	41±1.5	J MITSUBISHI
MISHR-5	35.5±1	15.9 ^{+0.5}	82.5 ^{+1.5} _{-0.5}	63.5±0.5	38 ^{+1.6}	OTIS
MISHR-6	27.5	10 ⁺¹	80 ⁺¹ _{-0.5}	63 ^{+1.5}	40 ⁺² ₋₁	HITACHI
MISHR-7	28.5 ₋₁	10 ^{+1.5}	80 ₋₁	63 ⁺²	40 ⁺² ₋₁	F/SW FUJITEC
MISHR-8	28.4±0.7	10.4±0.7	79.3±0.7	63.58±0.7	39.0 ^{+1.5} _{-0.7}	HYUNDAI
MISHR-9	31.7 ⁺¹	11.5 ⁺¹	82 ^{+1.5}	63 ^{+1.5}	40 ^{+1.5}	LG
MISHR-10	28±1	9.5 ⁺¹	76 ₋₂	60 ₋₂	39 ⁺² ₋₁	OTIS-800
MISHR-11	35±1	15 ⁺¹	88 ⁺⁴ ₋₂	68 ₋₂	40 ⁺³ ₋₁	FT-300 THYSSENKRUPP
MISHR-12	32±1	12	86±2	62±2	36 ⁺² ₋₁	SDG
MISHR-13	28.15 ^{+1.5} ₋₁	10.6±0.5	79.2 ^{+2.5}	62.8 ^{+1.5}	37.5 ^{+2.5}	KONE
MISHR-10V	28±1	9.5 ⁺¹	76 ₋₂	60 ₋₂	39 ⁺² ₋₁	OTIS-800V
MISHR-11V	35±1	15 ⁺¹	88 ⁺² ₋₁	68 ^{+1.5} _{-0.5}	42±1.5	FT-300V THYSSENKRUPP

Structure of the Handrail

Internal structure





SEES# DESCRIPTION
 MIS-EB-1 Escalator Skirt Brush, Single Brush with plastic base

SEES# DESCRIPTION
 MIS-EB-2 Escalator Skirt Brush, Single Rubber with plastic base

SEES# DESCRIPTION
 MIS-EB-101A Escalator Skirt Brush, Single Brush with Aluminium base

SEES# DESCRIPTION
 MIS-EB-101B Escalator Skirt Brush, Double Brush with Aluminium base

SEES# DESCRIPTION
 MIS-EB-101C Escalator Skirt Brush, Double Brush with Aluminium base for heavy duty

SEES# DESCRIPTION
 MIS-EB-101D Escalator Skirt Brush, Double Brush with Big Aluminium base for heavy duty

SEES# DESCRIPTION
 MIS-EB-E The end of Escalator Skirt Brush



TECHNICAL PARAMETERS OF SKIRT BOARD LIGHTING SAFETY BRUSH

Type	Group brush lighting with parameters
Power Supply	24V
Current Consumption	600mA/m±10%
Protection Class	IP55
Temperature	-15°C —60°C
Design Life Span	50000H
Dominant Wavelength	5000-6000K
Luminous Intensity	800lux-1600lux@15cm
Max.SerialConnection Length	21m
Luminosity Attenuation at end	≤10%
Power	12W/m
LED Number	60/m
LED colour	Choose





MISWH-8



MISWH-9



MISWH-10



MISGL-1



MISGL-2



MISGP-1



MISOC-1

SEES#	O.E.M.#	DESCRIPTION
MISWH-1		Roller 76×20×6202 ID:15
MISWH-2		Roller 70×25×6204 ID:20
MISWH-3		Roller Φ80×25×6204 ID:20
MISWH-4		Roller 80×25 ID:20.1
MISWH-5		Anti Deflection Roller 70×25×6204
MISWH-6		Roller 120×30×6203 ID:17
MISWH-7		Roller 80×28×6003 ID:17
MISWH-8		Tachometer Wheel Double Bearing Φ98×30 ID:17
MISWH-9		Bottom Roller 98×71×6203 Double Bearing ID:17
MISWH-10		Central Roller ID:35
MISWH-11		Support Roller Assembly


SEES#	O.E.M.#	DESCRIPTION
MISYDS-1		Screw For Demarcation Strip Φ3.5 L24MM

SEES#	O.E.M.#	DESCRIPTION
MISGL-1		Tangential Polyurethane Guide Rail
MISGL-2		Tangential Nylon Guide Left

SEES#	O.E.M.#	DESCRIPTION
MISGP-1		Guide Piece For Schindler

SEES#	O.E.M.#	DESCRIPTION
MISOC-1		Oil Can

SEES#	O.E.M.#	DESCRIPTION
MISSS-3		Telco Photo Electric Sensor



MISEB-1

MISEB-2

MISERL-1

MISDL-1

MISDL-2

MISDL-3



MISST-1



MISST-2



MISST-3

SEES#	O.E.M.#	DESCRIPTION
MISEB-1	LA-720P	Stop Button
MISEB-2		Stop Switch

SEES#	O.E.M.#	DESCRIPTION
MISERL-1		Escalator Green Light 38W 110V~240V Ip54

SEES#	O.E.M.#	DESCRIPTION
MISDL-1		ARROW LIGHT
MISDL-2		ARROW LIGHT
MISDL-3		ARROW LIGHT


SEES#	O.E.M.#	DESCRIPTION
MISST-1		ALUMINUM STEP
MISST-2		STAINLESS ETEEL STEP
MISST-3		SIDEWALK PALLET

SEES#	O.E.M.#	DESCRIPTION
KLCH-1		Canny Step Chain Pitch=133.5mm Roller:75×25×6204


SEES#	O.E.M.#	DESCRIPTION
KLCP-1C		Canny Comb Plate Middle
KLCP-1L		Canny Comb Plate Left
KLCP-1R		Canny Comb Plate Right

SEES#	O.E.M.#	DESCRIPTION
KLYDS-1L		Canny Demarcation Strip Left
KLYDS-1R		Canny Demarcation Strip Right
KLYDS-1C		Canny Demarcation Strip Middle

Automatic Escalator Step Ladder Cleaning Machine



ESCM-450



ELEVATOR ROPE SERIES	SPECIFICATION	DIAMETER OF WIRE ROPE (mm)	STRENGTH OF WIRE ROPE (N/mm ²)	ELEVATOR SPEED
LOW SPEED HEMP CORE ELEVATOR ROPE SERIES	8*19S+NF	8	1370/1770	< 2.0m/s
	8*19S+NF	10	1370/1770	< 2.0m/s
	8*19S+NF	11	1370/1770	< 2.0m/s
	8*19S+NF	12	1370/1770	< 2.0m/s
	8*19S+NF	13	1370/1770	< 2.0m/s
HIGH SPEED HEMP CORE ELEVATOR ROPE SERIES	8*19S+NF	8	1620/1770	=2.0-2.5m/s
	8*19S+NF	10	1620/1770	=2.0-2.5m/s
	8*19S+NF	12	1620/1770	=2.0-2.5m/s
SEMI-STEEL CORE ELEVATOR ROPE SERIES	8*19S+8*7+PP	6.5	1570	(ON THE VILLA ELEVATOR)
	8*19S+8*7+PP	8	1570	=2.5-3.5m/s
	8*19S+8*7+PP	10	1570	=2.5-3.5m/s
	8*19S+8*7+PP	12	1570	=2.5-3.5m/s
	8*19S+8*7+PP	13	1570	=2.5-3.5m/s
ALL STEEL CORE ELEVATOR ROPE SERIES	8*19S+8*7+1*19S	8	1570	=4m/s
	8*19S+8*7+1*19S	10	1570	=4m/s
	8*19S+8*7+1*19S	12	1570	=4m/s
	8*19S+8*7+1*19S	13	1570	=4m/s
	8*19S+8*7+1*19S	16	1570	=4m/s
SPEED LIMIT ROPE SERIES	8*19S+PP	8	1370/1770	
	8*19S+PP	6	1770	

Wire rope measuring tools conform to proposed ASME A17.6 standard

Part Number	Description
WR-MT	Wire rope measuring gauge, for imperial sizes, go/no go style, 3/8, 7/16, 1/2, 9/16, 5/8, 11/16 and 3/4 in.
	Wire Rope Measuring Tool for Metric Rope, measure rope diameter, go / no go. Blue anodized.

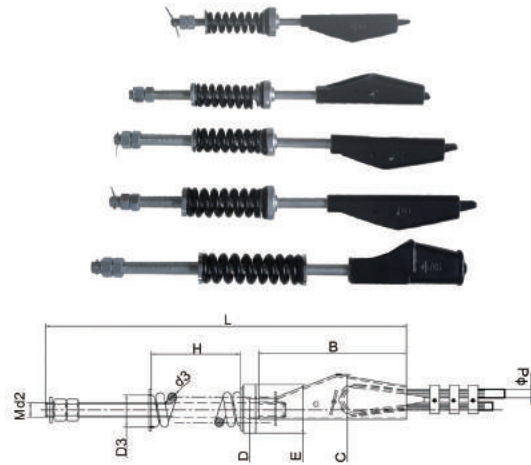


WR-MT




WR-MT-METRIC

Rope Fastening

 弹簧楔块式
SPRING ROPE FASTENING


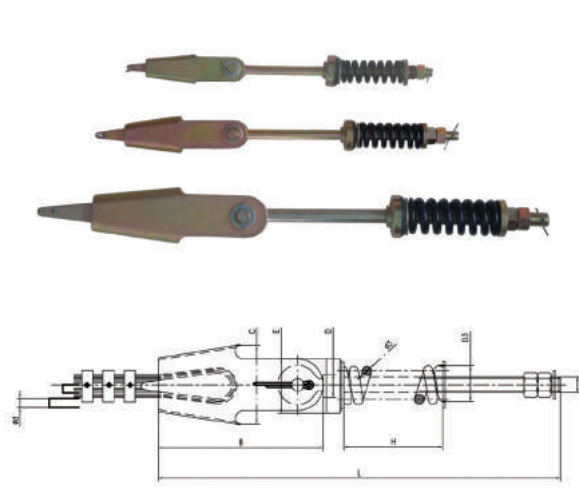
φ8-φ16压簧楔块式绳头组合参数

SEES#	型号 Model number	钢丝绳规格 (mm) Specification Of wire rope	全长 L (mm) Length	锥套长 B (mm) Length of taper bushes	锥套宽 C (mm) Width of taper bushes	安装孔 D (mm) Installation	螺母 M2 (mm) Screw nut
MISR-8W	QSD8W	φ8	375	100	48	φ26	M14
	QSD8.3W	φ9.3	395	100	54	φ26	M14
MISR-10W	QSD10W	φ10	490	180	54	φ26	M16
MISR-11W	QSD11W	φ11	490	180	54	φ26	M16
MISR-12W	QSD12W	φ12	510	200	60	φ26	M16
MISR-13W	QSD13W	φ13	580	218	62	φ30	M18
MISR-16W	QSD16W	φ16	620	190	76	φ22	M20

 橡胶楔块式
RUBBER ROPE FASTENING


φ8-φ13橡胶楔块式绳头组合参数

型号 Model number	钢丝绳规格 (mm) Specification Of wire rope	全长 L (mm) Length	锥套长 B (mm) Length of taper bushes	锥套宽 C (mm) Width of taper bushes	安装孔 D (mm) Installation	螺母 M2 (mm) Screw nut
QSD8X	φ8	375	160	48	φ26	M14
QSD10X	φ10	490	180	54	φ26	M16
QSD13X	φ13	580	218	62	φ30	M20

 活动楔块式
FLEXIBLE ROPE FASTENING


φ6-φ13活动式绳头组合参数

型号 Model number	钢丝绳规格 (mm) Specification Of wire rope	全长 L (mm) Length	锥套长 B (mm) Length of taper bushes	锥套宽 C (mm) Width of taper bushes	安装孔 D (mm) Installation	螺母 M2 (mm) Screw nut
HDBW	φ6-8	435	150	45	φ26	M14
HD10W	φ9-11	510	180	57	φ26	M16
HD13W	φ12-13	595	230	74	φ30	M20

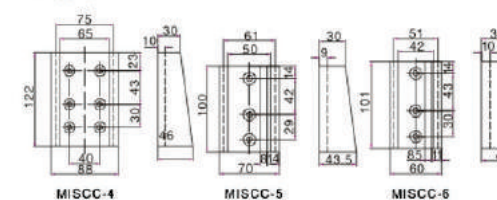


扁平电缆 Travelling Cable

227 IEC 71f (TVVB)型電纜綜合參數 227 IEC 71f (TVVB) Cable Parameter

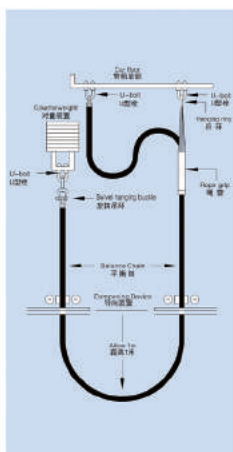
型式電壓等級 Type Voltage class	標稱截面 Cores+Section (mm ²)	絕緣厚度 Type of Conductor (mm)	護套厚度 Thickness of insulation (mm)			70°C時絕 緣電阻 Insulation Resistance at 70°C (MQ km)	20°C時導 體直流電阻 DC Resistance at 20°C (Ω/km)	外形尺寸 Size (mm)	參考重量 Reference Weight (kg/km)
			e1	e2	e3				
227IEC71f (TVVB) 300/500V	3 × 0.75	0.6	1.0	0.9	1.5	≥ 0.011	≤ 26.0	11.0 × 4.5	83
	4 × 0.75	0.6	1.0	0.9	1.5	≥ 0.011	≤ 26.0	13.5 × 4.5	106
	5 × 0.75	0.6	1.0	0.9	1.5	≥ 0.011	≤ 26.0	16.0 × 4.5	125
	6 × 0.75	0.6	1.0	0.9	1.5	≥ 0.011	≤ 26.0	19.0 × 4.5	150
	9 × 0.75	0.6	1.0	0.9	1.5	≥ 0.011	≤ 26.0	27.5 × 4.5	219
	12 × 0.75	0.6	1.0	0.9	1.5	≥ 0.011	≤ 26.0	35.0 × 4.5	285
	16 × 0.75	0.6	1.0	0.9	1.5	≥ 0.011	≤ 26.0	45.5 × 4.5	375
	18 × 0.75	0.6	1.0	0.9	1.5	≥ 0.011	≤ 26.0	50.0 × 4.5	425
227IEC71f (TVVB) 300/500V	20 × 0.75	0.6	1.0	0.9	1.5	≥ 0.011	≤ 26.0	56.0 × 4.5	470
	24 × 0.75	0.6	1.0	0.9	1.5	≥ 0.011	≤ 26.0	67.0 × 4.5	560
	3 × 1.0	0.6	1.0	0.9	1.5	≥ 0.010	≤ 19.5	11.5 × 4.7	100
	4 × 1.0	0.6	1.0	0.9	1.5	≥ 0.010	≤ 19.5	14.0 × 4.7	130
	5 × 1.0	0.6	1.0	0.9	1.5	≥ 0.010	≤ 19.5	17.0 × 4.7	155
	6 × 1.0	0.6	1.0	0.9	1.5	≥ 0.010	≤ 19.5	20.5 × 4.7	180
	9 × 1.0	0.6	1.0	0.9	1.5	≥ 0.010	≤ 19.5	29.0 × 4.7	260
	12 × 1.0	0.6	1.0	0.9	1.5	≥ 0.010	≤ 19.5	37.0 × 4.7	348
227IEC71f (TVVB) 450/750V	16 × 1.0	0.6	1.0	0.9	1.5	≥ 0.010	≤ 19.5	48.5 × 4.7	455
	18 × 1.0	0.6	1.0	0.9	1.5	≥ 0.010	≤ 19.5	54.0 × 4.7	505
	20 × 1.0	0.6	1.0	0.9	1.5	≥ 0.010	≤ 19.5	60.0 × 4.7	560
	24 × 1.0	0.6	1.0	0.9	1.5	≥ 0.010	≤ 19.5	71.5 × 4.7	670
	3 × 1.5	0.7	1.0	1.0	1.5	≥ 0.010	≤ 13.3	13.0 × 5.3	129
	4 × 1.5	0.7	1.0	1.0	1.5	≥ 0.010	≤ 13.3	16.0 × 5.3	170
	5 × 1.5	0.7	1.0	1.0	1.5	≥ 0.010	≤ 13.3	19.0 × 5.3	210
	6 × 1.5	0.7	1.0	1.0	1.5	≥ 0.010	≤ 13.3	23.0 × 5.3	229
227IEC71f (TVVB) 450/750V	9 × 1.5	0.7	1.0	1.0	1.5	≥ 0.010	≤ 13.3	33.0 × 5.3	330
	12 × 1.5	0.7	1.0	1.0	1.5	≥ 0.010	≤ 13.3	42.0 × 5.3	430
	3 × 2.5	0.8	1.5	1.0	1.8	≥ 0.009	≤ 7.98	16.0 × 6.2	184
	4 × 2.5	0.8	1.5	1.0	1.8	≥ 0.009	≤ 7.98	19.5 × 6.2	250
	5 × 2.5	0.8	1.5	1.0	1.8	≥ 0.009	≤ 7.98	23.5 × 6.2	315
	6 × 2.5	0.8	1.5	1.0	1.8	≥ 0.009	≤ 7.98	28.5 × 6.2	335
227IEC71f (TVVB) 450/750V	9 × 2.5	0.8	1.5	1.0	1.8	≥ 0.009	≤ 7.98	41.5 × 6.2	490
	12 × 2.5	0.8	1.5	1.0	1.8	≥ 0.009	≤ 7.98	53.0 × 6.2	645

電纜夾



WFQS-R 符合欧盟REACH法规系列平衡补偿链

WFQS-R balance compensating chain comply with REACH regulations



性能介绍 Performance

WFQS-R eco-friendly balance compensating chain is a new advanced product which meets with REACH regulations. It is made of automatic-welded chain and fire-retardant environmental-resistant material.

WFQS-R eco-friendly balance compensating chain is a new advanced product which meets with REACH regulations. It is made of automatic-welded chain and fire-retardant environmental-resistant material. It is specially designed and developed for the wider car. Its advantages are high strength, fire resistance, aging resistant, wear loop. The car can run smoothly without shaking.

WFQS-R eco-friendly balance compensating chain is a new advanced product which meets with REACH regulations. It is made of automatic-welded chain and fire-retardant environmental-resistant material. It is specially designed and developed for the wider car. Its advantages are high strength, fire resistance, aging resistant, wear loop. The car can run smoothly without shaking.

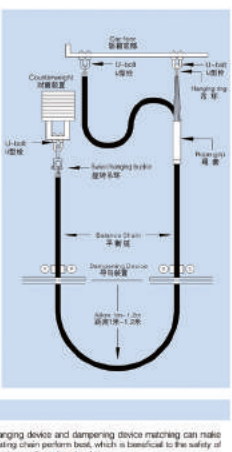
WFQS-R eco-friendly balance compensating chain is a new advanced product which meets with REACH regulations. It is made of automatic-welded chain and fire-retardant environmental-resistant material. It is specially designed and developed for the wider car. Its advantages are high strength, fire resistance, aging resistant, wear loop. The car can run smoothly without shaking.

基本参数 Basic parameters

规格型号 Model No	单位重量 Unit Weight	外径 External Diameter	最小允许弯曲直径 Allowed least curvature Dia	破断负荷 Broken load
WFQS-R105	1.12 ± 0.2	24 ± 1.5	1000	15.8
WFQS-R100	1.49 ± 0.2	29 ± 1.5	600	18.6
WFQS-R120	1.90 ± 0.2	30 ± 1.5	600	25.2
WFQS-R125	1.90 ± 0.2	30 ± 1.5	600	25.2
WFQS-R180	2.05 ± 0.2	35 ± 1.5	600	25.2
WFQS-R150	2.23 ± 0.2	35 ± 1.5	600	33.0
WFQS-R175	2.60 ± 0.2	38 ± 1.5	600	37.2
WFQS-R200	2.98 ± 0.2	38 ± 1.5	600	41.8
WFQS-R250	3.72 ± 0.2	42 ± 1.5	600	56.0
WFQS-R300	4.46 ± 0.2	44 ± 1.5	600	67.5
WFQS-R350	5.21 ± 0.2	49 ± 1.5	600	82.6
WFQS-R400	5.95 ± 0.2	52 ± 1.5	600	90.5

WLC-R 符合欧盟REACH法规系列平衡补偿链

WLC-R balance compensating chain comply with REACH regulations



性能介绍 Performance

WLC-R eco-friendly balance compensating chain is a new advanced product of compensating chain which combines the automatic-welded chain with environmental-resistant material perfectly.

WLC-R eco-friendly balance compensating chain is a new advanced product of compensating chain which combines the automatic-welded chain with environmental-resistant material perfectly. It is specially designed and developed for the wider car. Its advantages are high strength, fire resistance, aging resistant, wear loop. The car can run smoothly without shaking.

WLC-R eco-friendly balance compensating chain is a new advanced product of compensating chain which combines the automatic-welded chain with environmental-resistant material perfectly. It is specially designed and developed for the wider car. Its advantages are high strength, fire resistance, aging resistant, wear loop. The car can run smoothly without shaking.

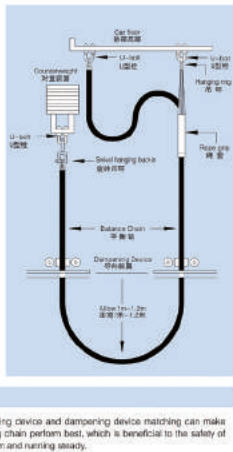

WLC-R eco-friendly balance compensating chain is a new advanced product of compensating chain which combines the automatic-welded chain with environmental-resistant material perfectly. It is specially designed and developed for the wider car. Its advantages are high strength, fire resistance, aging resistant, wear loop. The car can run smoothly without shaking.

基本参数 Basic parameters

规格型号 Model No	单位重量 Unit Weight	外径 Cable external diameter D	最小允许弯曲直径 Allowed least curvature Dia	破断负荷 Broken load
WLC-R110	1.12 ± 0.2	24 ± 1.5	1000	15.8
WLC-R150	1.49 ± 0.2	29 ± 1.5	1000	18.6
WLC-R190	1.90 ± 0.2	30 ± 1.5	1000	25.2
WLC-R180	1.90 ± 0.2	30 ± 1.5	1000	25.2
WLC-R200	2.00 ± 0.2	30 ± 1.5	1000	25.2
WLC-R220	2.23 ± 0.2	35 ± 1.5	1200	33.0
WLC-R260	2.60 ± 0.2	36 ± 1.5	1200	37.2
WLC-R300	2.98 ± 0.2	38 ± 1.5	1200	41.8
WLC-R370	3.72 ± 0.2	42 ± 1.5	1400	56.0
WLC-R450	4.46 ± 0.2	44 ± 1.5	1400	67.5
WLC-R520	5.21 ± 0.2	49 ± 1.5	1600	82.6
WLC-R600	5.95 ± 0.2	52 ± 1.5	1600	90.5

WLC 全塑弹性宽轿厢电梯平衡补偿链

WLC full-plastic flex balance compensating chain for wider car



性能介绍 Performance

WLC全塑弹性宽轿厢电梯平衡补偿链是一种由全塑弹性材料制成的平衡补偿链。它具有强度高、防火、抗老化、耐磨等优点。适用于轿厢宽度大于2.0m的电梯。

WLC full-plastic flex balance compensating chain for wider car is a new type of balance compensating chain which is made of automatic-welded chain and polymer composite. It is specially designed and developed for the wider car. Its advantages are high strength, fire resistance, aging resistant, wear loop. The car can run smoothly without shaking.

WLC全塑弹性宽轿厢电梯平衡补偿链是一种由全塑弹性材料制成的平衡补偿链。它具有强度高、防火、抗老化、耐磨等优点。适用于轿厢宽度大于2.0m的电梯。

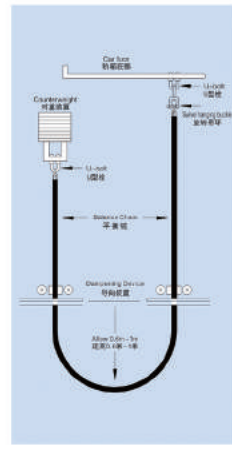

WLC全塑弹性宽轿厢电梯平衡补偿链是一种由全塑弹性材料制成的平衡补偿链。它具有强度高、防火、抗老化、耐磨等优点。适用于轿厢宽度大于2.0m的电梯。

基本参数 Basic parameters

规格型号 Model No	单位重量 Unit Weight	外径 Cable external diameter D	最小允许弯曲直径 Allowed least curvature Dia	破断负荷 Broken load
WLC110	1.12 ± 0.2	24 ± 1.5	1000	15.8
WLC150	1.49 ± 0.2	29 ± 1.5	1000	18.6
WLC180	1.90 ± 0.2	30 ± 1.5	1000	25.2
WLC190	1.90 ± 0.2	30 ± 1.5	1000	25.2
WLC200	2.00 ± 0.2	30 ± 1.5	1000	25.2
WLC220	2.23 ± 0.2	35 ± 1.5	1200	33.0
WLC260	2.60 ± 0.2	36 ± 1.5	1200	37.2
WLC300	2.98 ± 0.2	38 ± 1.5	1200	41.8
WLC370	3.72 ± 0.2	42 ± 1.5	1400	56.0
WLC450	4.46 ± 0.2	44 ± 1.5	1400	67.5
WLC520	5.21 ± 0.2	49 ± 1.5	1600	82.6
WLC600	5.95 ± 0.2	52 ± 1.5	1600	90.5

WFBS 包塑弹性阻燃电梯平衡补偿链

WFBS Plastic-wrapped flex fire-retardant balance compensating chain



性能介绍 Performance

WFBS包塑弹性阻燃电梯平衡补偿链是一种由全塑弹性材料制成的平衡补偿链。它具有强度高、防火、抗老化、耐磨等优点。适用于轿厢宽度大于2.0m的电梯。

WFBS plastic-wrapped flex fire-retardant balance compensating chain is made of automatic-welded chain, which surface treated, such as electroplating, and wrapped by special workmanship. Consequently the product have the characters of fire flexibility, high intensity, fire-resistance, wear-resistance and small curvature radius, almost no noise. It can be used in the temperature of -20°C ~ +60°C and the elevator speed is lower than 2.0m/s. The chain of retarder is widely used for slow-lifting elevator.

WFBS包塑弹性阻燃电梯平衡补偿链是一种由全塑弹性材料制成的平衡补偿链。它具有强度高、防火、抗老化、耐磨等优点。适用于轿厢宽度大于2.0m的电梯。

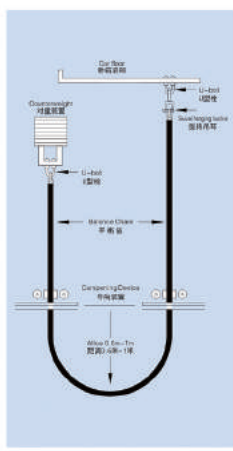
WFBS包塑弹性阻燃电梯平衡补偿链是一种由全塑弹性材料制成的平衡补偿链。它具有强度高、防火、抗老化、耐磨等优点。适用于轿厢宽度大于2.0m的电梯。

基本参数 Basic parameters

规格型号 Model No	单位重量 Unit Weight	最小允许弯曲直径 Allowed least curvature Dia	破断负荷 Broken load
WFBSΦ6	0.89 ± 0.2	220	18.6
WFBSΦ7	1.29 ± 0.2	240	25.2
WFBSΦ8	1.80 ± 0.2	260	33.0
WFBSΦ8.5	1.90 ± 0.2	260	37.2
WFBSΦ9	2.03 ± 0.2	280	41.8
WFBSΦ10	2.39 ± 0.2	280	51.6
WFBSΦ11	2.98 ± 0.2	300	62.5
WFBSΦ12	3.30 ± 0.2	300	72.5
WFBSΦ13	3.80 ± 0.2	320	82.0
WFBSΦ14	4.46 ± 0.2	320	101.9
WFBSΦ14.5	5.21 ± 0.2	340	104.0
WFBSΦ16	5.95 ± 0.2	340	132.2

WFBS-R 符合欧盟REACH法规系列平衡补偿链

WFBS-R balance compensating chain comply with REACH regulations



性能介绍 Performance

WFBS-R eco-friendly balance compensating chain is a new advanced product which meets with REACH regulations. It is made of automatic-welded chain and fire-retardant environmental-resistant material.

WFBS-R eco-friendly balance compensating chain is a new advanced product which meets with REACH regulations. It is made of automatic-welded chain and fire-retardant environmental-resistant material. It is specially designed and developed for the wider car. Its advantages are high strength, fire resistance, aging resistant, wear loop. The car can run smoothly without shaking.

WFBS-R eco-friendly balance compensating chain is a new advanced product which meets with REACH regulations. It is made of automatic-welded chain and fire-retardant environmental-resistant material. It is specially designed and developed for the wider car. Its advantages are high strength, fire resistance, aging resistant, wear loop. The car can run smoothly without shaking.

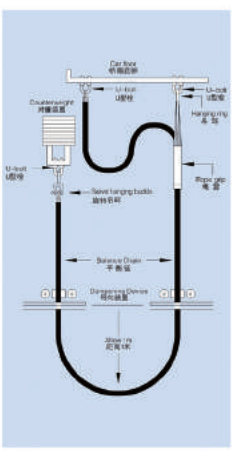
WFBS-R eco-friendly balance compensating chain is a new advanced product which meets with REACH regulations. It is made of automatic-welded chain and fire-retardant environmental-resistant material. It is specially designed and developed for the wider car. Its advantages are high strength, fire resistance, aging resistant, wear loop. The car can run smoothly without shaking.

基本参数 Basic parameters

规格型号 Model No	单位重量 Unit Weight	最小允许弯曲直径 Allowed least curvature Dia	破断负荷 Broken load
WFBS-RΦ6	0.89 ± 0.2	220	18.6
WFBS-RΦ7	1.29 ± 0.2	240	25.2
WFBS-RΦ8	1.49 ± 0.2	260	33.0
WFBS-RΦ8.5	1.80 ± 0.2	260	37.2
WFBS-RΦ9	2.03 ± 0.2	280	41.8
WFBS-RΦ10	2.39 ± 0.2	280	51.6
WFBS-RΦ11	2.98 ± 0.2	300	62.5
WFBS-RΦ12	3.30 ± 0.2	300	72.5
WFBS-RΦ13	3.80 ± 0.2	320	83.0
WFBS-RΦ14	4.46 ± 0.2	320	101.9
WFBS-RΦ14.5	5.21 ± 0.2	340	104.0
WFBS-RΦ16	5.95 ± 0.2	340	132.2

WFQS 全塑弹性阻燃电梯平衡补偿链

WFQS full-plastic flex fire-retardant balance compensating chain



性能介绍 Performance

WFQS全塑弹性阻燃电梯平衡补偿链是一种由全塑弹性材料制成的平衡补偿链。它具有强度高、防火、抗老化、耐磨等优点。适用于轿厢宽度大于2.0m的电梯。

WFQS full-plastic flex fire-retardant balance compensating chain is a kind of product with good function to keep elevator smooth operation in structure. It is a perfect combination by automatic-welding chain and synthetic PVC, and formed special character. The advantage is of good flexibility, high-intensity, low noise, small curvature radius, uniformity, aging-resistance, which keep the elevator operating smoothly. It can be used in the temperature of -20°C ~ +60°C and the elevator speed is not more than 3.5m/s.

WFQS全塑弹性阻燃电梯平衡补偿链是一种由全塑弹性材料制成的平衡补偿链。它具有强度高、防火、抗老化、耐磨等优点。适用于轿厢宽度大于2.0m的电梯。

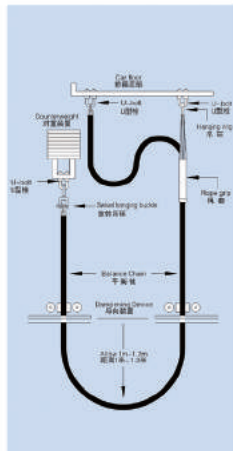
WFQS全塑弹性阻燃电梯平衡补偿链是一种由全塑弹性材料制成的平衡补偿链。它具有强度高、防火、抗老化、耐磨等优点。适用于轿厢宽度大于2.0m的电梯。

基本参数 Basic parameters

规格型号 Model No	单位重量 Unit Weight	外径 External Diameter	最小允许弯曲直径 Allowed least curvature Dia	破断负荷 Broken load
WFQS705	1.12 ± 0.2	24 ± 1.5	560	18.6
WFQS100	1.49 ± 0.2	29 ± 1.5	600	18.6
WFQS120	1.90 ± 0.2	30 ± 1.5	600	25.2
WFQS125	1.90 ± 0.2	30 ± 1.5	600	25.2
WFQS150	2.00 ± 0.2	30 ± 1.5	600	25.2
WFQS180	2.23 ± 0.2	35 ± 1.5	600	33.0
WFQS175	2.60 ± 0.2	36 ± 1.5	600	37.2
WFQS200	2.98 ± 0.2	38 ± 1.5	600	41.8
WFQS250	3.72 ± 0.2	42 ± 1.5	600	56.0
WFQS300	4.46 ± 0.2	44 ± 1.5	600	67.5
WFQS350	5.21 ± 0.2	49 ± 1.5	600	82.6
WFQS400	5.95 ± 0.2	52 ± 1.5	600	90.5

WFGX 碳纤维耐磨耐低温电梯平衡补偿链

WFGX synthetic fiber-wrapped wear-resistant and low-temperatures-resistant compensating chain



性能介绍 Performance

WFGX碳纤维耐磨耐低温电梯平衡补偿链，独特的碳纤维材料配方使产品具有优异的耐磨性能，能在低温环境下保持其性能。适用于轿厢宽度大于2.0m的电梯。

WFGX synthetic fiber-wrapped wear-resistant and low-temperatures-resistant compensating chain, which special chain structure and natural ingredient ensure the product with good quality of low-temperature-resist. It can keep good flexibility in very low temperature and make elevator run more smoothly. The simulate testing results prove the chain can be suitable for use on the elevator of working speed 3~6m/s under the temperature of -20°C ~ +60°C, and life span can reach over 5years. This product has got invention patent and practical model patent (ZL20131065.4), which techno-level is in the leading position among the similar products in domestic and abroad.

WFGX碳纤维耐磨耐低温电梯平衡补偿链，独特的碳纤维材料配方使产品具有优异的耐磨性能，能在低温环境下保持其性能。适用于轿厢宽度大于2.0m的电梯。

WFGX碳纤维耐磨耐低温电梯平衡补偿链，独特的碳纤维材料配方使产品具有优异的耐磨性能，能在低温环境下保持其性能。适用于轿厢宽度大于2.0m的电梯。

基本参数 Basic parameters

规格型号 Model No	单位重量 Unit Weight	外径 External Diameter	最小允许弯曲直径 Allowed least curvature Dia	破断负荷 Broken load
WFGX705	1.12 ± 0.2	24 ± 1.5	480	18.6
WFGX100	1.49 ± 0.2	29 ± 1.5	510	>19.8
WFGX150	2.29 ± 0.2	35 ± 1.5	530	>37.3
WFGX200	2.69 ± 0.2	39 ± 1.5	560	>46.6
WFGX250	3.72 ± 0.2	42 ± 1.5	610	>62.2
WFGX300	4.46 ± 0.2	44 ± 1.5	660	>78.7
WFGX350	5.21 ± 0.2	49 ± 1.5	720	>90.5
WFGX400	5.95 ± 0.2	52 ± 1.5	720	>104

WFCS 穿绳电梯平衡补偿链

WFCS rope-insert compensating chain



性能介绍 Performance

WFCS穿绳电梯平衡补偿链，独特的穿绳结构使产品具有优异的耐磨性能，能在低温环境下保持其性能。适用于轿厢宽度大于2.0m的电梯。

WFCS rope-insert compensating chain is a kind of product with good function to keep elevator smooth operation in structure. It is a perfect combination by automatic-welding chain and synthetic PVC, and formed special character. The advantage is of good flexibility, high-intensity, low noise, small curvature radius, uniformity, aging-resistance, which keep the elevator operating smoothly. It can be used in the temperature of -20°C ~ +60°C and the elevator speed is not more than 3.5m/s.

WFCS穿绳电梯平衡补偿链，独特的穿绳结构使产品具有优异的耐磨性能，能在低温环境下保持其性能。适用于轿厢宽度大于2.0m的电梯。

WFCS穿绳电梯平衡补偿链，独特的穿绳结构使产品具有优异的耐磨性能，能在低温环境下保持其性能。适用于轿厢宽度大于2.0m的电梯。

基本参数 Basic parameters

规格型号 Model No	单位重量 Unit Weight	破断负荷 Broken load
WFCSΦ6	0.75 ± 0.2	18.6
WFCSΦ7	1.05 ± 0.2	25.2
WFCSΦ8	1.30 ± 0.2	33.0
WFCSΦ9	1.80 ± 0.2	41.8
WFCSΦ10	2.03 ± 0.2	51.6
WFCSΦ11	2.60 ± 0.2	62.5
WFCSΦ12	2.98 ± 0.2	72.5
WFCSΦ14	4.00 ± 0.2	101.9

红外线电梯光幕 Infra Red Elevator Door Detector

Model Definitions



example: WECO-917 A 6 1 - AC220

Power and system output options:

- AC220 : 185V ~ 290VAC,50/60Hz power box , 1NO/1NC relay output
- AC110 : AC110V ±20%,50/60Hz power box , 1NO/1NC relay output
- DC24A : 24VDC ± 10% power box , 1NO/1NC relay output
- DC24B : 15 ~ 30VDC direct input , 1NO NPN output
- DC24C : 15 ~ 30VDC direct input , 1NC NPN output
- DC24D : 15 ~ 30VDC direct input , 1NO PNP output
- DC24E : 15 ~ 30VDC direct input , 1NC PNP output
- DC24F : 15 ~ 30VDC direct input , 1NC relay output
- DC24G : 15 ~ 30VDC direct input , 1NO relay output
- DC24H : 24VDC safety function power box
- DC24S : 15 ~ 30VDC direct input , intelligent light curtain

Connection Cable:

- 1 : 3.5mx2pcs, for standard central-opening lift doors
- 2 : 3.5mx2pcs, for side opening lift doors
- 3 : 2.5m , 4.5mx1pcs, for new side opening lift doors
- 4 : 5mx2pcs, for Two Panel central-opening lift doors

TX/RX Number:

- 6 : 17 Diode sets
- 4 : 20 Diode sets
- 7 : 32 Diode sets
- 5 : 36 Diode sets
- 8 : 40 Diode sets
- 9 : 48 Diode sets

Profile:

- A
- B
- C
- ...
- G
- ...
- Z

WECO-917 series: WECO-917

WECO-957 series: WECO-957

WECO-987 series: WECO-987

* Products with no less than 36sets diodes is compliant to EN81-20 (2 in 1 light curtain excluded).
987 Series has fault signal output function.

Technical Parameters	917		957						987			
Technical Features												
Number of Infra Red Diodes	17 Diode sets	32 Diode sets	17 Diode sets	20 Diode sets	32 Diode sets	36 Diode sets	40 Diode sets	48 Diode sets	20 Diode sets	36 Diode sets	40 Diode sets	
Response Time	relay output	45ms	61ms	45ms	48ms	61ms	65ms	69ms	77ms	48ms	65ms	69ms
	transistor output	21ms	37ms	21ms	24ms	37ms	41ms	45ms	53ms	24ms	41ms	45ms
Scanning Beams	94-33 Beams	154-94 Beams	94-33 Beams	94-58 Beams	154-94 Beams	174-106 Beams	194-118 Beams	234-142 Beams	94-58 Beams	174-106 Beams	194-118 Beams	
infrared diodes range	118mm	59mm	118mm	84mm	59mm	48mm	48mm	40mm	84mm	48mm	48mm	
The minimum door opening	≤ 20mm											
The Maximum door opening	≥ 1800mm		≥ 1600mm		≥ 1800mm		≥ 1600mm		≥ 1800mm		≥ 1600mm	≥ 1800mm
Redundancy (One transmitter shielded after 120s detected absent)	○	●	○	●	○							
Tolerance	Up/down: ± 15mm/ 7°						Back/forth: ± 3mm/ 5°					
Detecting Range	0 ~ 4000mm											
Operating Temperature	-20° C ~ +65° C											
Reliability												
Light Immunity	100000Lux.		Sunlight proof									
Protection Level	See productatalog											
Vibration	Vibration 20 to 500Hz 4hrs per X-Y-Z axis, sinusoidal vibration 30Hz rms 30mins per X-Y-Z axis											
environment test (high & low temperature)	GB/T2423.1 —GB/T2423.4											
EMC												
EN12015 EN12016	general circuit level		safety circuit level									
Function												
LED Interpretation		Yellow LED power indicator in receiver					RedLED status indicator in receiver					
malfunction output (with function malfunction output power box)	○		●									

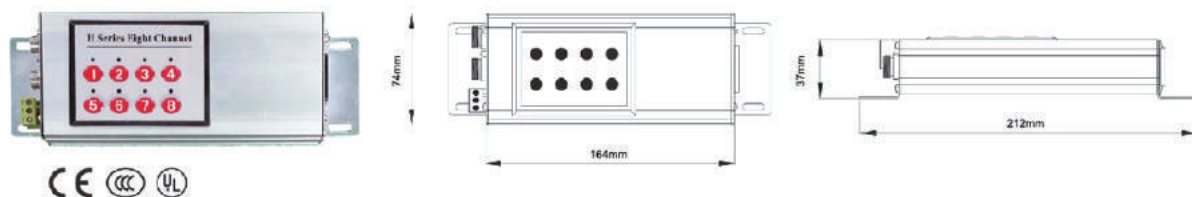
The parameters are subject to change without notice

LIGHT CURTAIN PRODUCTS

Safety Elevator Environment from Sunny




·SN-GM1




Specification	192H	320HG
No. of diodes	64	64
Beams	192	320
Distance between Two Diodes Emitter/ Receiver	42/55mm	
Dimension Size	1980(height)x30(width)x9/16/35(thickness) mm	
Light curtain Detecting Distance	0-4000mm (Customized to reach 10 meter)	
Light proof	can work under the sunlight≥100,000lux	
Installation Tolerance	Vertical ±20mm, horizontal±10mm, angle±7°	
Working Temperature	-25℃~+65℃	
IP	IP53	
Cable Strength	4.5m*2,1 million times of life, 3c	
EMC	EN61000 GB/T17626	
Timeout Response	25±5s Buzzer rouse	
Power	≤7.5 VA	
Voltage Range	85-265VAC 60/50HZ	

·SN-GM2



Specification	P Series			
	156P	192P	230P(CE/EN81-20)	320PG
No. of diodes	17	32	39	64
Beams	156	192	230	320
Distance between Two Diodes Emitter/ Receiver	95/110mm	42/55mm	35/42mm	13/27mm
Dimension Size	1980(height)x30(width)x9/16(thickness) mm			
Light curtain Detecting Distance	0-4.5m (Customized to reach 10 meter)			
Light proof	can work under the sunlight≥100,000lux			
Installation Tolerance	Vertical ±20mm, horizontal±10mm, angle±7°			
Working Temperature	-25℃~+65℃			
IP	IP53			
Cable Strength	4.5m*2,1 million times of life, 3c			
EMC	EN61000 GB/T17626			
Timeout Response	25±5s Buzzer rouse			
Power	≤7.5 VA			
Voltage Range	85-265VAC 60/50HZ			

·SN-GM5



- 2 IN 1 LIGHT CURTAIN PRODUCTS
- Economical Solution for 2 in 1 Protection
- New 2 in 1 Light Curtain without Safety Edge
- Revolutionary Technology Invention


Advantage	SN-GM5 2 in 1 Light Curtain	Normal 2 in 1 Light Curtain
Commonality	Suitable for all elevator door system, no need consideration for door width & structure	Different safety edge for different door width & structure
Simple Structure	No need safety edge but realize 2 in 1 protection function	Different safety edge for different brand elevator
Easy Installation	Less than 10 minutes installation only	Complicated structure, 1-3 hours needed for installation
Quick Response	Aluminum alloy shell type structure, sensitive touch	Heavy iron structure, strong touch sense hurted
Light Weight	1/3 weight of normal 2 in 1 light curtain only, save package and transportation cost	Iron safety edge, gross weight over 15kg, high cost for package and transportation
Competitive Price	Price close to normal light curtain, provide better protection	Price twice or triple than normal light curtain

·SN-GM6

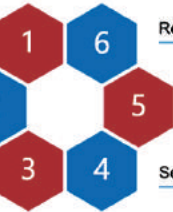
Feature

- ☀ Folding
- ☀ Soft connection socket
- ☀ Install special USES for different angles to create a 3D protected area.
- ☀ It's smaller, lighter and easier to pack. Transportation and carrying.

This is the new invention SN-GM6 light curtain, to replace the normal curtain. It adopts soft connection socket method, not only can function as normal straight light curtain, also can be installed with different angle special usage to make a 3D protection area. Besides, it's package is much smaller than normal one, lighter and easier to be transported and carried.

·SN-GM7

6 advantage

Less weight and easy for carry



Recognize automatically,plug and play

Working with different range, angle & dimension

Save repairing cost,section by section to replace

Full operation & part operation available,emergency action taken

Serial code designed UDID for elevator manufacturer

Model	Specification
SN-GM6/7	
top beams/bottom beams	1800mm±50mm/20~25mm(500mm distance)
Beams	192
Distance between Two Diodes Emitter/ Receiver	55/42mm
Scan rate	45 milliseconds;22 times/second
Detection distance	0~4000mm
Light proof	≤100,000lux
Angle	≤±7°
Working Temperature	-25℃~+65℃
IP	IP33
Response time	≤65millisecond
EMC	EN61000 GB/T17626
Fuse tube Rated current	1A
Power	≤3.5 VA
Voltage Range	85~265VAC 60/50HZ

·SN-GM9


Control box is **NO** need!

Feature

- ☀ Cost reduction-without control box
- ☀ Safety-low voltage(DC 24V)
- ☀ Simple connection-less wire
- ☀ Relay output,same as normal one
- ☀ Lighter package
- ☀ Accord with EN81-20

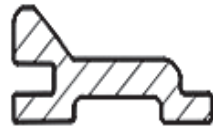
Model	Economic Solution			Luxury Solution(CE/EN81-20)		
	9mm	16mm	35mm	Two in one	Side open	Touch panel
Detecting distance	0mm~4000mm					
Upper light beam	1780mm±20mm					
Lower light beam	25mm±5mm			20mm±5mm		
Light beam QTY	156 beams	192 beams	230 beams	320 beams		
Photoelectric unit distance	110mm	55mm	47mm	27mm		
Scan speed	45 milliseconds; 22 times/second					
Vertical tolerance	≤±20mm					
Horizontal tolerance	≤±10mm					
Angle tolerance	≤ ± 7°					
Response time	≤65 milliseconds					
Light negative	≤100000Lux(sunlight)					
Power voltage	10~30V DC					
Output mode	Relay output			NPN(NO/NC)、PNP(NO/NC)		
Anti electricity level	1500V AC; 1 Min.					
Adaptive temperature	-20℃ ~ +65℃					
EMC	GB/T17626 □ EN61000 □ retention memory A level					
Vibration	5Hz-55Hz □ amplitude 0.19mm □ 20 Min.					
IP standard	IP 54					
Cable type & strength	Three core cable, stretch resistances≤12N, 1 million times torsion, 4.5m±10%					



门档嵌条



三菱型
Mitsubishi



中迅型
Schindler



日立型
Hitachi



日立型
Hitachi



西子奥的斯型
Otis

自动扶梯装饰密封条



富士达 (骨架) E型条
Fujitec



中迅 (骨架) S型条
Schindler



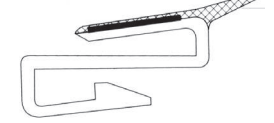
三菱 (骨架) S型条
Mitsubishi



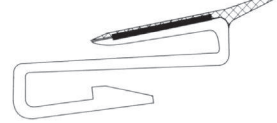
三菱S型条
Mitsubishi



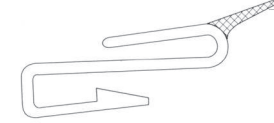
中迅S型条
Schindler



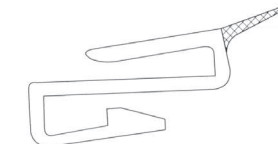
广日S型条
Hitachi



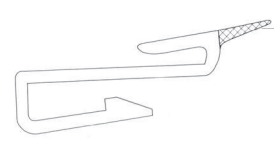
凯建S型条1



凯建S型条2



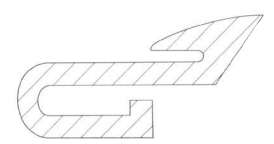
奥的斯S型条
Otis



奥的斯大S型条
Otis



奥的斯软S型条
Otis



奥的斯防夹条
Otis



Mitsubishi
三菱曳引轮
Φ760×12×(5)(6)(7)
Φ760×14×(5)(6)(7)
Φ760×16×(5)(6)



Mitsubishi
三菱曳引轮
Φ710×12×(5)(6)(7)
Φ710×14×(5)(6)(7)
Φ710×16×(5)(6)



Mitsubishi
三菱曳引轮
Φ620×12×44




Mitsubishi
三菱曳引轮
Φ560×12×4
Φ610×12×4
Φ680×12×4




Mitsubishi
三菱曳引轮
Φ480×12×3
Φ560×12×3
Φ620×12×3
Φ680×12×3



Mitsubishi
三菱曳引轮
Φ620×10×(4)×(5)×(6)



Mitsubishi
三菱曳引轮
Φ400×8×(4)(5)(6)
Φ410×8×(4)(5)(6)



Mitsubishi
三菱曳引轮
1KT660×12×(4)(5)(6)
1KT760×12×(4)(5)(6)



Mitsubishi
三菱曳引轮
EH5100 YA047B243 500×12×10
YA090B828-02 620×12×8
YA090B828-05 620×12×8



Mitsubishi
三菱曳引轮
EMJ580TB 880×16×(6)(7)



Mitsubishi
三菱曳引轮
Φ 720×6/7×12/14




Mitsubishi
三菱曳引轮
Φ 620×4/6×12
Φ 635×4/6×12
Φ 650/680×4/6×12



Mitsubishi
三菱曳引轮
Φ 575×5/6×12




Schindler
迅达 W163 曳引轮
Φ570×4/5/6×13
Φ550×4/5/6×13 (A220)
Φ450×11×(4)(5)(6)
Φ570×11×(4)(5)(6)(7)
Φ640×11×(4)(5)(6)(7)
Φ640×13×(4)(5)(6)(7)



Schindler
迅达 W200 曳引轮
Φ570×13×(4)(5)(6)(7)(8)
Φ640×13×(4)(5)(6)(7)(8)
Φ715×13×(4)(5)(6)(7)(8)
Φ715×16×(4)(5)(6)(7)(8)



Schindler
迅达 W250 曳引轮
Φ565×6/5/4×13
Φ720×4/5/6/7×13
Φ642×6/7×13×16
Φ905×6×13
Φ715×16×(4)(5)(6)(7)(8)
Φ900×16×(5)(6)(7)(8)



Schindler
迅达曳引轮
GH330 570×13×7
P420 900×13×(5)(6)(7)



Schindler
迅达曳引轮
Φ410×10×7



Schindler
迅达 W57 曳引轮
Φ565×6/5×13



Schindler
迅达 W57 曳引轮
Φ 755×6/5×13
Φ 664×6/5×13



Schindler
迅达 W250 曳引轮
Φ565×6/5/4×13
Φ720×4/5/6/7×13
Φ642×6/7×13/16
Φ905×6×13



Hitachi
日立曳引轮
Φ515×12×(3)(4)



Hitachi
日立曳引轮
Φ615×12×(5)(6)(7)



Hitachi
日立曳引轮
Φ655×16×7



Hitachi
日立曳引轮
Φ715×12×(6)(7)



Hitachi
日立曳引轮
Φ615×4/5/6×12
Φ575/Φ515×3×12



Hitachi
日立曳引轮
Φ720×5/6×12



LG-Sigma
星玛曳引轮
505×12×(4)(5)(6)



LG-Sigma
星玛曳引轮
Φ605×4/5×12



LG-Sigma
LG 曳引轮
Φ605×4/5×12



LG-Sigma
LG 曳引轮
Φ850×5×12



LG-Sigma
LG 曳引轮
Φ716×5/6/7×12



LG-Sigma
星玛曳引轮
Φ625/Φ635×5/6×12



LG-Sigma
星玛曳引轮
Φ625×5/6/7×13



Toshiba
东芝 TM40 曳引轮
Φ595×4/5/6×12
Φ595×5×14
Φ675×12×(3)(4)



Toshiba
东芝曳引轮
Φ580×5×14
Φ680×12×(5)(6)



Toshiba
东芝 CV-190 曳引轮
Φ635×4/5/6×12
Φ640×13×7



Digital Wire Rope Caliper



Digital Leveling Instrument



Thyssenkrupp
蒂森曳引轮
Φ775×13×7



Thyssenkrupp
蒂森曳引轮
Φ565×5/6×13




Thyssenkrupp
莎仕曳引轮
Φ700×5/6×13



Thyssenkrupp
莎仕曳引轮
Φ600×5/6×13



Thyssenkrupp
蒂森曳引轮
Φ680×6×13



Thyssenkrupp
蒂森曳引轮
Φ545×7×13 Φ645×7×10
Φ615×7×13



Digital Inclination Sensing



Coolant Proof Digital Caliper



Thyssenkrupp
蒂森曳引轮
Φ565×180×8×13



Fujitec
富士达曳引轮
Φ615×13×7
Φ640×13×7



Fujitec
富士达曳引轮
Φ690×13×(5)(6)



Fujitec
富士达曳引轮
Φ775×13×7



Fujitec
富士达曳引轮
Φ715×140×6/5×12



OTIS
OTIS TOEC-40/60 曳引轮
Φ540×5/4/3×13
Φ630×5/4×13
Φ658×13×(3)(4)(5)



Water Proof Digital Caliper



Digital Outside Micrometer



OTIS
奥的斯曳引轮
Φ650×13×5
Φ650×16×(4)(5)



OTIS
奥的斯曳引轮
Φ405×10×(5)(6)




OTIS
奥的斯曳引轮
Φ700×13×(5)(6)



OTIS
OTIS 13VTR 曳引轮
Φ575×3×13 Φ595×3×13
Φ620×3×13 Φ640/660×3×13
Φ700×3/4×13 Φ720×3/4×13
Φ630×4/5×13



OTIS
OTIS 3200 曳引轮
Φ755×4/5/6×13



OTIS
OTIS 货梯曳引轮
Φ615×8×13 Φ650×6×13



SEES-DWT-002R
DOOR WEDGR TOOL RUBBER 70°



SEES-DWT-005
SEES SPRING DOOR WEDGE TOOL
RUBBER COATED SPRING STEEL DOOR STOPPER



Kone
通力曳引轮
Φ655×6×13



Kone
通力导向轮
Φ540×6×13



Hyundai
现代曳引轮
Φ776×6×13



XINDA
欣达曳引轮
Φ635×4/5/6×13



MISBT-1



MISBT-3



MISBT-4



MISBT-10



MISBT-11



MISBT-16B



MISGS-1



MISGS-2



MISGS-3



MISGS-5



MISGS-6



MISGS-7

SEES#	O.E.M.#	DESCRIPTION
MISBT-1	AK-15	Push Button ϕ 37.2mm
MISBT-2	BST BA217	Push Button
MISBT-3	JA-5C	Push Button 30×30mm
MISBT-4	AK-03A	Push Button 30×30mm, R3, 12V/24V
MISBT-5	AK-07A	Push Button 33×33mm, R4
MISBT-6	AK-18A	Push Button ϕ 27.5mm
MISBT-7	AK-18B(Braille)	Push Button(Braille) ϕ 27.5mm
MISBT-8	AK-18C	Push Button 64.4×35.2, 2R35.2
MISBT-7B	AK-18B	Push Button 27.5mm
MISBT-9	AK-17	Push Button 37.3mm
MISBT-10	BA161	Push Button
MISBT-11	AK-01	Push Button 32×29×R3mm
	AK-16B/DA441	Push Button 35×35mm

SEES#	O.E.M.#	DESCRIPTION
MISGS-1		Guide Shoe Insert Goods Lift 150×45×7
MISGS-2		Guide Shoe Insert 220×16
MISGS-3		Guide Shoe Insert 220×10
MISGS-5		Guide Shoe Insert for Service Lift 71×21×4
MISGS-6		Guide Shoe Insert Goods Lift 120×16
MISGS-7		Guide Shoe Insert Goods Lift 120×10
MISGS-8		Guide Shoe Insert
MISGS-9		Guide Shoe Insert
MISGS-10		Guide Shoe for Goods Lift
MISGS-11		Triad Guide Shoe Insert one 230×35×8, two 230×30×12.5



MISGS-8



MISGS-9



MISGS-10



MISGS-11



MISSW-1



MISSW-2



MISSW-3



MISSW-4



MISSW-5



MISSW-6



MISSW-7

SEES#	O.E.M.#	DESCRIPTION
MISDS-1		Door Slider
MISDS-2		Door Slider



MISSW-9



MISSW-13



MISSW-10



MISBEL-1

SEES#	O.E.M.#	DESCRIPTION
MISSW-1	TR231-11YU1930	Limit Switch Auto Return
MISSW-2	ZR231-11Yr1881	Limit Switch Non Auto Return
MISSW-3	TK231-11YU, GAA177HA1	Limit Switch Auto Return
MISSW-4	ZS231-11Yr	Limit Switch Non Auto Return
MISSW-5	TV231-11r	Limit Switch With Small Roller. Auto Return
MISSW-6	TV231-11r	Limit Switch With Big Roller. Auto Return
MISSW-7		Limit Switch Non Auto Return
MISSW-8		Limit Switch XIZI OTIS
MISSW-9		Limit Switch Non Auto Return
MISSW-10		Slider Switch
MISSW-11	LXW5-11M	Limit Switch
MISSW-12	LXW5-11G1	Limit Switch Plastic Wheel
MISSW-13	TL335-11s	Limit Switch
MISSW-LXW6-11DL		Microswitch

SEES#	O.E.M.#	DESCRIPTION
MISBEL-1		Bell
MISBEL-2		Arrival Chime (eletronic)
MISBEL-3		Passing Chime (eletronic)
MISB-1		Alarm DC 6V, 12V, 24V
MISB-2		Buzzer



MISSE-1



LC-SFT-620



LC-SFT-820



LC-SFT-623



MISLO-1



MISLO-2



MISLO-4



MISRP-1

SEES#	O.E.M.#	DESCRIPTION
LC-1		Light Curtain
LC-2		Light Curtain
LC-3		Power Supply for Light Curtain AC220V
LC-4		Light Curtain Wire 3m
MISSE-1		Safety edge
LC-5		XIZI OTIS MINIMAX Light Curtain
LC-SFT-620		SFT-620 Light Curtain
LC-SFT-820		SFT-820 Light Curtain
LC-SFT-623		SFT-623 Light Curtain
LC-SFT-525		Mitsubishi 2 in 1 Light Curtain
LC-SFT-526		HITACHI 2 in 1 Light Curtain

SEES#	O.E.M.#	DESCRIPTION
MISLO-1		Large Triangle Lock for Goods Lift
MISLO-2		Roller for FUJI Door Lock 50×20 ID:12
MISLO-3		Power Lock SK-G
MISLO-4		LOCK

SEES#	O.E.M.#	DESCRIPTION
MISCC-1		Rope Clamp (S) 400
MISCC-2		Rope Clamp (L) 450
MISCC-4		Cable Clamp G01 W=75
MISCC-5		Cable Clamp G02 W=61
MISCC-6		Cable Clamp G03 W=51

SEES#	O.E.M.#	DESCRIPTION
MISRP-1		Rubber Cushion 64×55N ID:32



MISOC-2



MISIB-410A



MISSS-1



MISSS-2



MISSS-4



MISSS-5



MISSS-6



MISPOW-1

SEES#	O.E.M.#	DESCRIPTION
MISOC-2		Oil Can Rong

SEES#	O.E.M.#	DESCRIPTION
MISIB-1		Well Pit Inspection Box
MISIB-2		Car Top Inspection Box
MISIB-410A OX-410A		Inspection Box for Pit OX-410A

SEES#	O.E.M.#	DESCRIPTION
MISSS-1	YGDS-1	Photo-electric Switch
MISSS-2	NDS-83	Photo-electric Switch
MISSS-4		U-type photoelectric Switch
MISSS-5	SN-GD-1	Leveling sesor
MISSS-6	TNG-012	Door Photo Switch

SEES#	O.E.M.#	DESCRIPTION
MISIP-1	DYJ-2	Interphone Emergency Power Supply DC12V Power Supply CLT-100 24A
MISPH-1		Phone Box

SEES#	O.E.M.#	DESCRIPTION
MISGR-1		Door Guide Rail 1650×10×40
MISGR-2		Door Guide Rail 1850×10×40
MISGR-3		Door Guide Rail 1650×10×50
MISGR-4		Door Guide Rail 1850×10×50



MISCOD-1

MISCOD-2

MISCOD-5

MISCOD-6

MISCOD-9

MISCOD-10

MIS-CT-MIT-UN-AX4

MIS-K-UN-TR4AN

MIS-K-TH-N20

MIT-PLC-FX2N-80MR



MISCOD-11



MISCOD-12



MIS-CT-SIEMENS-3TF32



MIS-CT-SIEMENS-3TF44



MIS-CT-SIEMENS-3TF31



MIS-CT-SIEMENS-3TF34

SEES#	O.E.M.#	DESCRIPTION
MISCOD-1		Encoder
MISCOD-2	100-8192P20-L6-5V TS-5246 N 160	Encoder 100-8192P20-L6-5V TS 5246 N 160
MISCOD-3	HKT3008-301C1-512BZ-5E	Encoder HKT3008-301C1-512BZ-5E
MISCOD-4	HKT3008-301C1-1024BZ-5E	Encoder HKT3008-301C1-1024BZ-5E
MISCOD-5	SZN35-1024RF-30J	Encoder SZN35-1024RF-30J
MISCOD-6	E1100H30C-1024BR30Y1	Hollow shaft encoder E1100
MISCOD-9	PKT1035-1024-J30F	Encoder
MISCOD-10	A-ZKT-56A-204.8BM-G8~26C	Encoder
MISCOD-11	100-8192P16-L6-5V TS5246N167	Encoder
MISCOD-12	100-1024C/T-L3-5V TS5208N143	Encoder

SEES#	O.E.M.#	DESCRIPTION
MISLI-2		LIGHT BALLAST
MIS-CT-SIEMENS-3TF32	3TF3311	Siemens Contactor
MIS-CT-SIEMENS-3TF44	3TF4422	Siemens Contactor
MIS-CT-SIEMENS-3TF31	3TF3101	Siemens Contactor
MIS-CT-SIEMENS-3TF34	3TF3411	Siemens Contactor
MIS-CT-LG-GMR-4	GMR-4	Contacteur / Relay GMR-4
MIS-CT-LG-GMR-22	GMC-22	CONTACTOR Mitsubishi
MIS-CT-LG-GMR-50	GMR-50	Contacteur / Relay GMR-50
MIS-CT-MIT-S-N25	S-N25	Contacteur S-N25
MIS-CT-MIT-SR-N4	SR-N4	Contacteur SR-N4



MIS-CT-LG-GMR-4



MIS-CT-LG-GMR-22



MIS-CT-MIT-S-N25



MIS-CT-MIT-SR-N4



MIT-PLC-FX2N-128MR



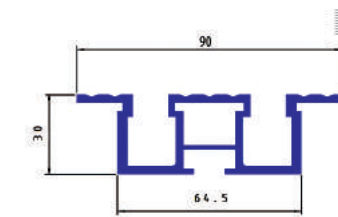
MISDIVT-1



MISDIVT-2



HDCOD-1



MIS-SILL-1

SEES#	O.E.M.#	DESCRIPTION
MIS-CT-MIT-UN-AX4	UN-AX4	AUX Contactor UN-AX4
MIS-K-UN-TR4AN	UN-TR4AN	Time Relay UN-TR4AN
MIS-K-TH-N20	TH-N20	Thermorelay TH-N20
MIT-PLC-FX2N-80MR		Mitsubishi PLC
MIT-PLC-FX2N-128MR		Mitsubishi PLC

SEES#	O.E.M.#	DESCRIPTION
MISDIVT-1	AAD03011	Door Invertor
MISDIVT-2	NSFC01-02	Door Invertor

SEES#	O.E.M.#	DESCRIPTION
HDCOD-1	ERN 1387 2048	Heidenain Encoder

SEES#	O.E.M.#	DESCRIPTION
MISDP-2		Dampng Pad for Traction Machine

SEES#	O.E.M.#	DESCRIPTION
MIS-SILL-1		Casting iron sill 30×90×64.5

The Enforcer

Door Gibs. Redefined.



SEES Enforcer Door Gib Kits

S.E.E.S. #	Description
SEES-ENFORCER-001	SEES Safety Door Guide, Heavy Duty, Stainless Steel, Adjustable guide, w/ 7/16" nylon gib
SEES-ENFORCER-002	SEES Safety Door Guide, Heavy Duty, Stainless Steel, Adjustable guide, w/ 15/32" nylon gib
SEES-ENFORCER-003	SEES Safety Door Guide, Heavy Duty, Stainless Steel, Adjustable guide, w/ 1/2" nylon gib
SEES-ENFORCER-004	SEES Safety Door Guide, Heavy Duty, Stainless Steel, Adjustable guide, w/ 17/32" nylon gib
SEES-ENFORCER-GIB-001	Replacement Door Gib, Nylon, 7/16" wide
SEES-ENFORCER-GIB-002	Replacement Door Gib, Nylon, 15/32" wide
SEES-ENFORCER-GIB-003	Replacement Door Gib, Nylon, 1/2" wide
SEES-ENFORCER-GIB-004	Replacement Door Gib, Nylon, 17/32" wide

Features

- Manufactured in durable 304 Stainless Steel for 100% rust resistance
- Serrated grip locks into place and ensures stability
- Easy installation and field time savings with fully adjustable built in safety retainers and bar guides
- Engineered to greatly reduce risk of door and door sill dislodgment
- Versatile design fits most existing mounting holes
- Improved safety design addresses impact loads placed on lower elevator door
- Passed impact testing at 400ft-lbf



SEES RESTRICTOR

S.E.E.S. #	Description
SEES-RESTRICTOR-001	SEES Door Restrictor, Cam 60" long, w/ hardware and shims
SEES-RESTRICTOR-002	SEES Door Restrictor, Cam 50" long, w/ hdw & shims (GAL ver)
SEES-RESTRICTOR-003	SEES Restrictor, Flag, Small Adjustable (1.25" to 1.875")
SEES-RESTRICTOR-004	SEES Restrictor, Flag, Large Adjustable (2" to 2.875")
SEES-RESTRICTOR-005	SEES Restrictor, Shim Kit with hardware
SEES-RESTRICTOR-006	SEES Restrictor, Flag, 1" Fixed length
SEES-RESTRICTOR-007	SEES Restrictor, Flag, 3" Fixed length
SEES-RESTRICTOR-008	SEES Restrictor, Hardware, bag of 50 M6 Hex Hd Tek




* see pg 12 for more information on the SEES Door Restrictor



Spirators & Spacers

S.E.E.S. #	O.E.M.#	Description
WDO-34		Spirator, closing reel with cable, 6" diameter, Heavy Duty
MIS-124		Spirator, 5" O.D., reel closer w/ combo hub
MIS-124A		Mounting stud, 1-3/4" w/ threaded shaft for spirator
MIS-124B		Cable stud, 1-1/4" for spirator cable hitch
MIS-124C		Cable stud, 1-3/8" for spirator cable hitch
MIS-124E		Spirator, 5" O.D., Heavy Duty reel closer w/ combo hub
MIS-124-KIT		Spirator Kit, Spirator, 5" O.D. w/ spacer kit
MIS-124S		Spirator Spacer Kit
MIS-124-ST-BK		Bracket, for Smar-Tork door closer
MIS-160		Bracket with square shank for MIS-124 Spirator



Keys



Manufactured to strict quality standards to meet or exceed OEM specifications. Highest quality materials are machined and plated to resist corrosion to ensure long lasting performance.

Ask about our quantity discounts.

S.E.E.S. #	O.E.M.#	Description
MIS-119	INT1-0034N	Flapper Key with collar, for Montgomery, Dover, Haughton,

Otis Keys

S.E.E.S. #	O.E.M.#	Description
ODO-46-P	AAA194AZ1	Door Key, Double Drop, w/ Plastic Handle and flexible safety shaft
ODO-46A-P	AAA194AZ6	Door Key, Triple Drop, w/ Plastic Handle and flexible safety shaft
ODO-67	B6940C2	Door lock assembly, L.H. (shown above)



Digital caliper with case

Part Number	Description
WR-CALIPER-C	Digital wire rope caliper, dual range (imperial and metric scales), includes special jaws for ease of use and rigid case



Pressure Gauges 压力表

S.E.E.S. #	O.E.M.#	Description
MIS-211		Door Pressure Gauge
MIS-211D		Gauge, Wire Rope Tension




S.E.E.S. #	O.E.M.#	Description
DW-TOOL	10-850	Door wedge tool
MIS-DW-T1	SAF165/MT-114390-9	Tool, Door Wedge with Knob and fire tab slots
MIS-DW-T2	SAF164/MT-114390-8	Tool, Door Wedge with Knob standard without slot



Door Parts and Equipment


Pick-Up Assembly MOH & MOM Release

S.E.E.S. #	O.E.M.#	Description
GDO-12	VP282023, INT-1-9-1RH	Pick-Up Roller Assembly, MOH Horizontal Release, R.H.
GDO-12A	CTIH-0022L, INT-1-9-1LH	Pick-Up Roller Assembly, MOH Release, L.H. Horizontal



Sheave Assemblies

S.E.E.S. #	O.E.M.#	Description
GDO-11	HH1-0022R, M6410R, CDH-3-2RH	Door Hanger Assembly, sheave assembly complete R.H. 4-1/8" CL with 3/8-16 Bolts
GDO-11A	HH1-0022L, M6410L, CDH-2-2LH	Door Hanger Assembly, sheave assembly complete L.H. 4-1/8" CL with 3/8-16 Bolts



Hanger Rollers


S.E.E.S. #	O.E.M.#	Description
GDO-2N		Door Hanger Roller Kit, 3-1/4" Dia. Roller with Wiper and Hardware Kit, Steel Hub with Nylon Tire
GDO-2S		Door Roller, 3-1/4" O.D. steel for hanger assembly
MDO-5		Roller, 2" Door pickup roller, 1/2" I.D.
GDO-6		Pick-Up Roller, replacement for roller assemblies. Roller 1-1/2" O.D., 1-5/8" shaft
MW-7		Roller, Hatch door roller, 2-7/8"
MW-8		Roller, Car door roller, 3-11/16"




Relay Testers



MIS-301UT



MIS-301UT5 MIS-301UT6



MIS-301UT7 MIS-301UT8



MIS-301UTF-C
MIS-301UTF



MIS-300T



MIS-301T




Includes Case



MIS-301UT1 MIS-301UT2 MIS-301UT3 MIS-301UT4

Universal Multi-Volt Relay Tester

S.E.E.S. #	O.E.M. #	Description
MIS-301UTK		Tester Kit , Universal multi-volt relay tester with lamp test fixture and carrying case. Tests 2-12 pole relays including the following : P&B R1 relays, KU Series 2 and 3 pole relays, Omron MY/LY relays, Haughton 6 pole relays, IBM relays, Input/Output modules.
MIS-301UT		Relay Tester , universal, with case, AC/DC V boards sold separately or in a kit
MIS-301UT1	936-003702	Relay , P&B R1- series
MIS-301UT2	936-003703	Relay , KU series 2/3 pole
MIS-301UT3	N2878B	Board , lamp test
MIS-301UT4	936-003712	Relay , Omron MY type, 2/4 pole
MIS-301UT5	936-003713	Relay , Omron LY type, 2 pole
MIS-301UT6	936-003714	Relay , HRP-4BB/4BA
MIS-301UT7	936-003730	Relay , IBM 4-12PDT, 45 VDC
MIS-301UT8	936-003731	Relay , solid state, plug in
MIS-301UT9		Relay Test Board , Card insert I/O module relays
MIS-301UT10		Relay Test Board , I/O module for DRP-22H, DRP-22C, DRP-22F
MIS-301UT11		Relay Test Board , I/O module for DRP-22B & DRP-22G
MIS-301UT12		Relay Test Board , LY4N relay tester
MIS-301UT13		Test Board , Motion Control 100VDC Safety Relay
MIS-301UT14		Test Board , for PR-36, 37 & PR-52 Guardian type relays
MIS-301UTF		Main Fuse , SEES relay tester 500MA
MIS-301UTF-C		Coil Fuse , SEES relay tester 250MA
MIS-301UT-IBM		IBM Tester kit , MIS-301UT with IBM test card



MIS-301UT10 MIS-301UT11 MIS-301UT12 MIS-301UT13

Specialty Relay Testers

S.E.E.S. #	O.E.M. #	Description
MIS-300T		Relay tester . Hall effect, non contact LED relay tester. Ideal for "ice cube" relays. Works with all voltages and currents.
MIS-301T		Universal Relay Tester . For IBM style relays.
MIS-310		EEPROM Memory Copier
MIS-311		EEPROM Eraser with Timer
MIS-312	A835RPLBOX	PCB, EDR assembly with box

Barricades

S.E.E.S.#	Description
BARR-001A	Barricade , 36" W X 42" H Panel 10mm Thick
BARR-003	Barricade , (3) 36" W x 42" H Panels with Anchors and (2) locks 6mm Thick
BARR-004	Barricade , (4) 36" W x 42" H Panels with Anchors and (3) Locks 6mm Thick



BARR-001A

BARR-003



BARR-004

Submersible Pumps, Motors and Hydraulic Control Valves

S.E.E.S.#	Description
SEES-HYD-001	SEES Hydro Power Unit , Small, 41" x 20-3/4" x 38"
SEES-HYD-002	SEES Hydro Power Unit , Medium, 48" x 24" x 42"
SEES-HYD-003	SEES Hydro Power Unit , Large, 51" x 26-3/4" x 51"

SEES Residential Power Unit

S.E.E.S.#	Description
SEES-HYD-RES-001	SEES Residential Power Unit , 10 Gal Tank 24" W x 13" D x 18" H
SEES-HYD-RES-002	SEES Residential Power Unit , 20 Gal Tank 24" W x 13" D x 26" H



Please Complete Quiet Tank Request Form on Page 265. For Additional Info, Please Inquire.

Jumper Kit

S.E.E.S.#	Description
SEES-JUMPER-001	SEES Jumper Kit , used for temporarily jumping out circuits while under repair. Jumper test lead with pouch, includes alligator clip, spring loaded plunger, and lug terminal.



SEES-JUMPER-001

Cab Lighting

S.E.E.S.#	Description
SEES-LED-001K	SEES LED HL Light Kit , Set of 4 bulbs w/ power supply, chrome finish
SEES-LED-002K	SEES LED HL Light Kit , Set of 4 bulbs w/ power supply, gold finish
SEES-LED-003K	SEES LED HL Light Kit , Set of 4 bulbs w/ power supply, white finish
SEES-LED-004K	SEES LED HL Light Kit , Set of 4 bulbs w/ power supply, black finish



SEES-LED-001K

SEES-LED-002K

SEES-LED-003K

SEES-LED-004K


Top of Car Handrail

S.E.E.S.#	O.E.M.#	Description
SEES-TOCH-005	18-420	Front & Rear Opening Up to 72" W x 66"-110" D



SEES-TOCH-005

S.E.E.S.#	Description
SEES-HYD-PG-001	Press Gauge Elbow Adaptor SEES Pressure Gauge Adaptor Fitting, for Thyssen
SEES-HYD-PG-002	Pressure Gauge Elbow Adaptor
SEES-HYD-PG-003	Pressure Gauge Elbow Adaptor SEES Pressure Gauge Adaptor Fitting, for Kone
SEES-HYD-PG-004	Pressure Gauge Elbow Adaptor
SEES-HYD-PG-006	SEES Pres. Gauge & Hose 1K PSI
SEES-HYD-PG-007	SEES Pressure Gauge Kit SEES Pressure Gauge Kit All Adaptors, P.G & Hose Assy



SEES-HYD-PG-001 SEES-HYD-PG-002



SEES-HYD-PG-003 SEES-HYD-PG-004




SEES-HYD-PG-006




SEES-HYD-PG-007



OTWH-1 OTWH-2 OTWH-4 OTWH-5 OTWH-5D OTWH-6 OTWH-7



OTWH-8



OTWH-9



OTWH-10



OTWH-11



OTWH-12



OTWH-13



OTWH-14



OTWH-16



OTWH-18



OTWH-19



OTWH-20



OTWH-21



OTWH-22



OTWH-23





OTWH-24







OTWH-24A

SEES#	O.E.M.#	DESCRIPTION
OTWH-1		Φ140×20
OTWH-2		Iron Roller Φ76×36 ID:15 6202
OTWH-3	GAA456DJ	Nylon Roller Φ70×34 6201 ID:12
OTWH-4	GO290AJ11	Roller Φ76×22 6203 ID:17
OTWH-5		Roller Φ80×25 6206 ID:30
OTWH-5D		Roller Φ80×25 6206 ID:30
OTWH-6		Roller Φ80×25 6204 ID:20
OTWH-7		Roller Φ80×25 6204 ID:20
OTWH-8		Nylon Hub Roller Φ76.2×21.4 ID:19.1
OTWH-9		Nylon Hub Roller Φ76.2×21.4 ID:21.6
OTWH-10		Nylon Hub Roller Φ80×25 ID:20.1
OTWH-11		Steleton Roller Φ80×25 6204 ID:20
OTWH-12		Aluminum Hub Φ80×25 6205 ID:25
OTWH-13		Iron Hub Roller Φ130×30 6205 ID:25
OTWH-14		Roller Φ70×25 6204 ID:20
OTWH-16	XAA456	Tachometer Wheel 76×35
OTWH-17		Eccentric Wheel
OTWH-18		Wheel Φ70×25 6204 ID:20
OTWH-19		Roller Φ76×22 6203 ID:17
OTWH-20	FOR 506 NCE	Roller Φ76.2×22 6203 ID:17
OTWH-21		Handrail Drive Wheel Φ131×34(131×30) ID:44
OTWH-22		Handrail Roller Φ76×53 6201 ID:12
OTWH-23		Belt Roller Φ80×25 6203 ID:17 Gd56.4
OTWH-24	XAA290CY1	Chain Roller With Shaft Φ76.2×21.6 6203 ID12.7
OTWH-24A	GO290AJ8	Chain Roller With Shaft Φ76.2×21.6 6004 ID15.1





SEES#	O.E.M.#	DESCRIPTION
OTWH-25	GAA290CF1	Chain Roller Φ76.2×21.6 6203 ID12.7
OTWH-25A		Chain Roller Φ76.2×21.6 6004 ID15.1
OTWH-26		Skeleton Roller Φ76.2×22 ID:17 (No Bearing)
OTWH-27	XAA290CY1	Skeleton Roller Φ76.2×22 6204 ID:20
OTWH-28		Iron Roller For Pully Block
OTWH-29		ROLLER WITH SHAFT ROLLER 70×34MM GROOVE WIDTH:17
OTWH-30	GAA456DG10	Handrail Support Roller Φ50×55 6203
OTWH-31	GAA456CX3	Tension Chain Roller Φ76×54×6201 Dul Nylon
OTWH-32		Escalator Roller Φ70×60 6202 Al Hub
OTWH-33	XAA290CY2	Escalator Roller Φ76×22 6203
OTWH-34	FAA198AB1	OTIS SHEAVE 54×54×22MM
OTWH-35		506 Step Chain Roller Φ76×22 ID:25
OTWH-36	XAA456BL	HANDRAIL ROLLER Φ76×34 6201
OTWH-37	G0402AVH	Handrail Curve Of Rollers
OTWH-38	GO2215AB20	Sheave Drive Sprocket 19T
OTWH-39	GO2215AB7	ROLLER WITH SHAFT 76×55×6201
OTWH-40	GAA290DC1	SIEP CHAIN ROLLER Φ76.2×22 ID:6202
OTWH-41	TAA456W1	Roller

SEES#	O.E.M.#	DESCRIPTION
OTCP-1A	XAA453P2	Comb Ft(Plastics)
OTCP-1B	XAA453P1	Comb Aluminum FT0702-1
OTCP-2	GOA453A1	Comb Plate 152.2×140.5 18T
OTCP-2-1	GOA453A1	COMB PLATE ALUMINUM 152×140 HOLE SPACING 102 18T
OTCP-2-4	GOA453A4	COMB PLATE ALUMINUM 145.9×140 HOLE SPACING 102 17T




SEES#	O.E.M.#	DESCRIPTION
OTCP-2-5	GOA453A5	COMB PLATE ALUMINUM 136.5×140 HOLE SPACING 102 16T
OTCP-2-6	GOA453A6	COMB PLATE ALUMINUM 142.8×140 HOLE SPACING 102 17T
OTCP-2-9	GOA453A9	COMB PLATE ALUMINUM 152×140 HOLE SPACING 102 15T
OTCP-7A	XAA453AB	Al Cpmb Plate 193.2×111.2 (Pitch)8.4 (Lnstall Hole)142.8 23T
OTCP-7A	XAA453AB6	Al Cpmb Plate 193.2×111.2 (Pitch)8.4 (Lnstall Hole)142.8 23T
OTCP-7B	XAA453AB7	Al Cpmb Plate 214.2×111.2 (Pitch)8.4 (Lnstall Hole)142.8 25T
OTCP-7C	XAA453AB8	Al Cpmb Plate 214.2×111.2 (Pitch)8.4 (Lnstall Hole)142.8 25T
OTCP-8A	XAA453BC1	Al Cpmb Plate 204.3×132.6 (Pitch)9.068 (Lnstall Hole)145 22T
OTCP-8B	XAA453BC2	Al Cpmb Plate 199.5×132.6 (Pitch)9.068 (Lnstall Hole)145 22T
OTCP-8C	XAA453BC3	Al Cpmb Plate 204.3×132.6 (Pitch)9.068 (Lnstall Hole)145 22T
OTCP-9	GO453D CAA453CD	Aluminium Alloy Comb Plate 101.7mm
OTCP-10C	XAA453J1	Aluminium Alloy Comb Plate L:193.2 H:142.8 Hole142.8 (Pitch)8.4 23T
OTCP-10L	XAA453J3	Aluminium Alloy Comb Plate L:214.4 H:145.3 Hole142.8 (Pitch)8.4 25T 215×145×17.8mm
OTCP-10R	XAA453J2	Aluminium Alloy Comb Plate L:214.4 H:145.3 Hole142.8 (Pitch)8.4 25T 215×146×17.7mm
OTCP-11L	XAA453BJ3	ALUMINIUM ALLOY COMB PLATE 203.184×132.64 (Pitch)8.466 (Lnstall Hole)101.7 24T
OTCP-11C	XAA453BJ1	Aluminium alloy comb plate 197.994×132.64 (Pitch)8.466 (Lnstall Hole) 101.7 23T RIGHT
OTCP-11R	XAA453BJ2	Aluminium Alloy Comb Plate 206.39×132.64 (Pitch)8.466 (Lnstall Hole)101.7 24T





SEES#	O.E.M.#	DESCRIPTION
OTCP-12A	GAA453BV1	Aluminium Alloy Comb Plate 203.184×149.6 Toothpitch 8.4 Hole Spacing 101.7 24T Aluminum,Center
OTCP-12B	GAA453BV5	Aluminium Alloy Comb Plate 206.39×149.6 Toothpitch 8.4 Hole Spacing 101.7 24T Aluminum,Left
OTCP-12C	GAA453BV6	Aluminium Alloy Comb Plate 197.994×149.6 Toothpitch 8.4 Hole Spacing 101.7 23T Aluminum,Right
OTCP-12D	GAA453BV3	Aluminium Alloy Comb Plate 206.39×139.2 Toothpitch 8.4 Hole Spacing 101.7 24T Aluminum,Left(Short)
OTCP-12E	GAA453BV7	Aluminium Alloy Comb Plate 206.39×139.2 Toothpitch 8.4 Hole Spacing 101.7 24T Aluminum,Left(Short)
OTCP-18		Comb Plate 188 Hole Spacing 102
OTCP-19	XAA453CD	Comb Plate 206×139.2 Hole Spacing 101.6 Toothpitch 8.4 24T
OTCP-20A	GAA453BM1	Comb Plate 203×139.2 Hole Spacing 101.7 Toothpitch 8.4 24T
OTCP-20B	GAA453BM7	Comb Plate 198×139.2 Hole Spacing 101.7 Toothpitch 8.4 23T (Right Short)
OTCP-20C	GAA453BM5	Comb Plate 206×139.2 Hole Spacing 101.6 Toothpitch 8.4 24T
OTCP-20D	GAA453BM6	Comb Plate 198×139.2 Hole Spacing 101.7 Toothpitch 8.4 23T
OTCP-20E	GAA453BM3	Comb Plate 206×139.2 Hole Spacing 101.7 Toothpitch 8.4 24T
OTCP-24C	XAA453AV	Comb Plate 199.4 Hole Spacing 145.3 Toothpitch 9.068 22T
OTCP-24R	XAA453AV	Comb Plate 203 Hole Spacing 145.3 Toothpitch 9.068 22T
OTCP-24L	XAA453AV	Comb Plate 203 Hole Spacing 145.3 Toothpitch 9.068 22T



OTYDS-7A
OTYDS-7B
OTYDS-7C
OTYDS-7D
OTYDS-7E

SEES#	O.E.M.#	DESCRIPTION
OTCP-25C	L47312023A	TYPE COMB PLATE CENTER 199×107MM HOLE PITCH:145MM 22T
OTCP-25L	L47312024A	TYPE COMB PLATE LEFT 203×107MM HOLE PITCH:145MM 22T
OTCP-25R	L47312022A	TYPE COMB PLATE RIGHT 203×107MM HOLE PITCH:145MM 22T
OTCP-29C		Yellow Comb Plate 192×107 Hole Spacing 145 23T
OTCP-29L		Yellow Comb Plate 213×107 Hole Spacing 142 25T
OTCP-29R		Yellow Comb Plate 213×107 Hole Spacing 142 25T
OTCP-30		Comb Plate 203×145 Hole Spacing 145 22T
OTCP-30C	XAA453AV2	Comb Plate 199×145MM HOLE PITCH:145MM 22T
OTCP-31	GO453D2	Aluminum Comb Plate 194.7×140MM HOLE PITCH 100.2MM 23T
OTCP-32	GO453D1	Aluminum Comb Plate 203.2mm 24T

SEES#	O.E.M.#	DESCRIPTION
OTYDS-7A		Demarcation Strip LENGTH:277.2 TEETH PITCH:8.4 WIDTH:32.8
OTYDS-7B		Demarcation Strip LENGTH:252 TEETH PITCH:8.4 WIDTH:32.8
OTYDS-7C		Demarcation Strip LENGTH: 319.2 TEETH PITCH:8.4 WIDTH:32.8
OTYDS-7D		Demarcation Strip LENGTH:319.2 TEETH PITCH:8.4 WIDTH:41.5
OTYDS-7E		Demarcation Strip LENGTH:267.6 TEETH PITCH:22.5 WIDTH:24



OTYDS-8A
OTYDS-8B
OTYDS-8C
OTYDS-8D
OTYDS-8E



OTYDS-9A
OTYDS-9B
OTYDS-9C
OTYDS-9D
OTYDS-9E
OTYDS-9F



OTYDS-10L
OTYDS-10R
OTYDS-10FL
OTYDS-10FC
OTYDS-10FR
OTYDS-10RL
OTYDS-10RC
OTYDS-10RR

SEES#	O.E.M.#	DESCRIPTION
OTYDS-8A		Demarcation Strip LENGTH:317 TEETH PITCH:9.068 WIDTH:41.7
OTYDS-8B		Demarcation Strip LENGTH:317 TEETH PITCH:9.068 WIDTH:32.8
OTYDS-8C		Demarcation Strip LENGTH:211.2 TEETH PITCH:9.068 WIDTH:19.1
OTYDS-8D		Demarcation Strip LENGTH:403.5 TEETH PITCH:26.8 WIDTH:25.5
OTYDS-8E		Demarcation Strip LENGTH:397.5 TEETH PITCH:26.8 WIDTH:25.5
OTYDS-9A		Demarcation Strip LENGTH:211.2 TEETH PITCH:8.466 WIDTH:22.6
OTYDS-9B		Demarcation Strip LENGTH:211.2 TEETH PITCH:8.466 WIDTH:17.9
OTYDS-9C		Demarcation Strip LENGTH:321.6 TEETH PITCH:8.466 WIDTH:45.5
OTYDS-9D		Demarcation Strip LENGTH:321.6 TEETH PITCH:8.466 WIDTH:39.5
OTYDS-9E		Demarcation Strip LENGTH:411 TEETH PITCH:25.5 WIDTH:24.5
OTYDS-9F		Demarcation Strip LENGTH:409 TEETH PITCH:25.5 WIDTH:24.5
OTYDS-10L	L47332136A	DEMARICATION STRIP LEFT
OTYDS-10R	L47332136B	DEMARICATION STRIP RIGHT
OTYDS-10FL	L47332127A	DEMARICATION STRIP LEFT FRONT
OTYDS-10FC	L47332128A	DEMARICATION STRIP CENTER FRONT
OTYDS-10FR	L47332135A	DEMARICATION STRIP RIGHT FRONT
OTYDS-10RL	L47332137A	DEMARICATION STRIP RIGHT BACK
OTYDS-10RC	L47332138A	DEMARICATION STRIP CENTER BACK
OTYDS-10RR	L47332139A	DEMARICATION STRIP RIGHT BACK



OTYDS-26A



OTYDS-26B



OTYDS-26C



OTYDS-26D



OTYDS-27A



OTYDS-27B



OTYDS-27C



OTYDS-27D



OTYDS-31L



OTYDS-31R



OTYDS-32C



OTYDS-32L



OTYDS-32R



OTYDS-37



OTYDS-37L



OTYDS-38A



OTYDS-38B



OTYDS-38C

SEES#	O.E.M.#	DESCRIPTION
OTYDS-25		Demarcation (the stainless steel step)
OTYDS-26A	XAA455Q1	DEMARICATION STRIP 508 LEFT
OTYDS-26B	XAA455R1	DEMARICATION STRIP 508 RIGHT
OTYDS-26C	XAA455K1	DEMARICATION STRIP 508 LENGTH:321.6 WIDTH:31.4 TEETH PITCH:8.4 BACK
OTYDS-26D	XAA455J1	DEMARICATION STRIP 508 LENGTH:321.6 WIDTH:55 TEETH PITCH:8.4 FRONT
OTYDS-27A	L47332139A/B	BLACK DEMARICATION STRIP LONG STAINLESS STEEL 200×35×50MM
OTYDS-27B	L47332138A/B	BLACK DEMARICATION STRIP SHORT STAINLESS STEEL 65×60×58MM
OTYDS-27C	L47332127AB	YELLOW DEMARICATION STRIP LONG 198×40×25MM 22T
OTYDS-27D	L47332128AB	YELLOW DEMARICATION STRIP SHORT 155×40×120MM
OTYDS-31L	XAA455L1	DEMARICATION STRIP 508 1200 LENGTH:403 WIDTH:24.2 HOLE PITCH:8.4 LEFT
OTYDS-31R	XAA455M1	DEMARICATION STRIP 508 1200 LENGTH:403 WIDTH:24.2 HOLE PITCH:8.4 RIGHT
OTYDS-32C	LL8034023	100XIZI BLACK DEMARICATION STRIP LENGTH:319 THICK:25 HOLE PITCH:8.4 WIDTH:42 FRONT
OTYDS-32L	LL8034024	100XIZI YELLOW DEMARICATION STRIP LENGTH:268 THICK:25 HOLE PITCH:8.4 WIDTH:24 LEFT
OTYDS-32R	LL8034024	100XIZI YELLOW DEMARICATION STRIP LENGTH:268 THICK:25 HOLE PITCH:8.4 WIDTH:24 RIGHT
OTYDS-37	LDTJ-A-14	XIZI YELLOW DEMARICATION STRIP LENGTH:395 THICK:12 WIDTH:24.7 RIGHT
OTYDS-37L		XIZI YELLOW DEMARICATION STRIP LENGTH:395 THICK:12 WIODTH:24.7 LEFT
OTYDS-38A	XAA455S1	508 DEMARICATION STRIP RIGHT 100×50×50MM
OTYDS-38B	XAA455S2	508 DEMARICATION STRIP LEFT 100×50×50MM
OTYDS-38C	XAA455S3	508 DEMARICATION STRIP CENTER



OTST-1



OTST-2



OTST-3



OTST-4



OTST-5



OTST-6




OTST-7



OTST-8



OTST-8-1




OTST-9



OTST-10



OTST-13



OTST-14



OTST-15



OTST-17



OTST-18

SEES#	O.E.M.#	DESCRIPTION
OTST-1	XAA26143A25	STAINLESS STEEL STEP 1000MM
OTST-2		STAINLESS STEEL STEP 800MM
OTST-3		STAINLESS STEEL STEP 600MM
OTST-4	GAA26340H5	ALUMINUM STEP WITH DEMARCATION STRIP 1000MM
OTST-5	XAA26145A1	508 STAINLESS STEEL STEPS 1000MM
OTST-6	XAA26145A2	508 STAINLESS STEEL STEPS 800MM
OTST-7	XAA26340B1	STAINLESS STEEL PALLET 1002*267MM 120T
OTST-8	GAA455BV GAA26140	506 ALUMINUM ALLOY OVERALL STEP 1000/800MM
OTST-8-1	GAA455BV GAA26140	506 ALUMINUM ALLOY OVERALL STEP WITHOUT DEMARCATION STRIP 800MM
OTST-9	XAA455A28	BLACK ALUMINUM STEP 1000MM
OTST-10	XAA26340B2	STAINLESS STEEL PALLET 1000MM
OTST-11		XIZI STAINLESS STEEL PALLET 800MM
OTST-12		XIZI OTIS SIDEWALK CLAMP NUT
OTST-13	GAA26340	OTIS 606 PALLET WITH PAINT DEMARCATION 1000mm
OTST-14		OTIS 506 ALUMINIUM STEP WITH PAINT DEMARCATION LINE 800MM
OTST-15	XAA26340H3	STAINLESS STEEL PALLET 1000*270*95MM
OTST-17		OTIS ALUMINUM STEP WITH DEMARCATION 1000MM
OTST-18	GAA28140 53-GO6291P	OTIS 1000MM ALUMINUM STEP ROLLER :76*23.5MM BEARING:6203
OTST-19	XAA26340B4	XIZI STAINLESS STEEL PALLET 1000*300*120MM
OTST-20		ESCALATOR ADJUSTMENT WASHER OD=31.5MM ID:22MM THICK:0.2MM
OTST-21		506 STEP AXIS WITH FASTENINGS L=1000
OTST-22	XAA26140A43	ALUMINUM STEP FOR XIZI OTIS
OTST-23		NCE 506 ESCALATOR STEP 1000mm,30 DEGREE,with Yellow plastic demarcations
OTST-24	TJ1000A	STAINLESS STEEL STEP 1000*400MM ROLLER:70*25*6204



OTST-19



OTST-20




OTST-24



OTBEA-1



OTBEA-2



OTBEA-3



OTBE-5



OTBE-6



OTGR-7A



OTGR-7B



OTGR-8



OTGR-9



OTGR-14




OTGR-15




OTGR-16

SEES#	O.E.M.#	DESCRIPTION
OTBEA-1		XIZI OTIS BUSHING
OTBEA-2		XIZI OTIS BUSHING
OTBEA-3		BLACK OTIS BUSHING


SEES#	O.E.M.#	DESCRIPTION
OTBE-1		MULTI-WEDGE RUBBER BELT OTIS 606 MOVING WALK 3327MM
OTBE-5	GCA717D1	DRIVE BELT HANDRAIL TRACTION BELT 506NCE 1900MM
OTBE-6		OTIS 506 BELT L=2476MM
OTGR-7A		Step Guide Block
OTGR-7B		Xizi Step Guide Block
OTGR-8	GAA339FP1	606NCT Pallet Clip
OTGR-9		XiZi Step Axle Clamp
OTGR-14	GAA717E1-1960	506NCE Drive Belt 1960
OTGR-15	GAA20401B762	Motor Coupling Clutch Buffer Ring, 12T
OTGR-16		Motor Coupling Clutch Buffer Ring,8T
OTGR-17		Motor Coupling Clutch Buffer Ring,18ATF
OTGR-18		Clip
OTGR-19	XBA424Z1	Running direction indicator



OTGR-16




OTGR-17



OTGR-18



OTGR-19



OTCH-1



OTCH-2



OTCH-3



OTCH-4



OTCH-5




OTCH-6



OTCH-7



OTCH-8



OTCH-10



OTCH-20



OTHDR-1

SEES#	O.E.M.#	DESCRIPTION
OTCH-1	XAA332G1-G3	30LINK REVERSING CHAIN PITCH LINE:60/45 WIDTH:33.6 TWIN FORK
OTCH-2	XAA332X	DRIVING CHAIN PITCH LINE:70 OD FOR ROLLER:60 WIDTH:55 LINK WIDTH×THICK:35×3
OTCH-3		CHAIN FOR OTIS 506 PITCH LINE:135.6 OD FOR ROLLER:76.2
OTCH-3A		CHAIN FOR OTIS 506 PITCH LINE:135.47 PIN:12.7
OTCH-4		XIZI OTIS 508 CHAIN PIN DIAMETER=15MM
OTCH-5		XIZI OTIS CHAIN PITCH LINE:131.33 OD FOR ROLLER:80
OTCH-6		XIZI OTIS HEAVY TYPE CHAIN T131
OTCH-7		XIZI OTIS CHAIN TENSION AND PROTECTION
OTCH-8		XIZI OTIS CHAIN TENSION AND PROTECTION
OTCH-10	GAA332Z4	506 DRIVING CHAINPITCH LINE:85MM 8 ROLLERS ROLLER:76×54×6201 DOUBLE BEARING
OTCH-13	DF1/DF2	STEP CHAIN
OTCH-14	GY1/GY2	STEP CHAIN
OTCH-15	XAA26350A1	OTIS MOVING WALKWAY PALLET CHAIN
OTCH-20		REVERSING CHAIN 3-BEARING, 17SET PITCH=50.5MM

SEES#	O.E.M.#	DESCRIPTION
OTHDR-1	GBA26180D1 GBA26180D2	HANDRAIL DRIVE



OTGP-1



OTGP-2




OTGS-10



OTGS-11



OTGS-29



OTHDR-1

SEES#	O.E.M.#	DESCRIPTION
OTGP-1		GUIDE BLOCK
OTGP-2		SMALL GUIDE BLOCK
OTGP-3		3HOLES SLIDE RAIL 160×21×12
OTGS-10	XAA385X	170×57MM SLIP SHEET HOLE PITCH:150
OTGS-11		SHOE GUIDE
OTGS-29	XAA835AJ1	ESCALATOR SLIDER 120×58×27MM HOLE PITCH:56MM



OTIC-1R



OTIC-1L



OTIC-3



OTIC-7



OTIC-8



OTIC-9



OTIC-10



OTIC-11



OTIC-12

SEES#	O.E.M.#	DESCRIPTION
OTHDR-1	GAA50AHF	WHITE HANDRAIL WITH WEAR-RESISTANT STRIP WIDTH:26MM THICK:6MM LENGTH:1000MM

SEES#	O.E.M.#	DESCRIPTION
OTIC-1R	GAB438BNX1	INLET COVER RIGHT
OTIC-1L	GAB438BNX2	INLET COVER LEFT
OTIC-3	RGXA0001	OTIS RUBBER INLET
OTIC-7	GAB384JY1	OTIS INLET COVER
OTIC-8	GAB384JY2	OTIS INLET COVER
OTIC-9	GAB384JY3	OTIS INLET COVER
OTIC-10	GAB384JY4	OTIS INLET COVER
OTIC-11	GAB384JY5	OTIS INLET COVER
OTIC-12	GAB384JY6	OTIS INLET COVER
OTIC-13	XAA384G1	OTIS INLET COVER
OTIC-14	XAA384G2	OTIS INLET COVER
OTIC-15	XAA384F1	OTIS INLET COVER
OTIC-16	XAA384F2	OTIS INLET COVER
OTIC-17	XAA384F3	OTIS INLET COVER
OTIC-18	XAA384F4	OTIS INLET COVER



OTIC-13



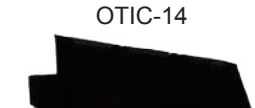
OTIC-14



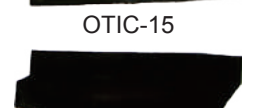
OTIC-15



OTIC-16



OTIC-17





OTIC-18



SEES#	O.E.M.#	DESCRIPTION
OTMIB-1		ESCALATOR SERVICE BOX
OTMIB-2		ESCALATOR SERVICE BOX
OTMIB-3		EMERGENCY POWER BOX
OTMIB-4		CONTROL CABINET SERVICE BOX
OTMIB-5		CONTROL CABINET SERVICE BOX
OTMIB-6	XBA24830D4	CAR ROOF MAINTENANCE BOX MCS321
OTMIB-7	XAA24350AD3	CONTROL BOX AT25
OTMIB-8	KZ10-1100D3	XiZi XO508 Operation Panel,W/Display
OTMIB-9	XAA26220D4	XiZi XO508 Operation Panel
OTMIB-10	DSA3003937	Operation Panel
OTMIB-11	KH-18	Operation Panel
OTMIB-12	DSA3002295A	Operation Panel
OTMIB-13	DAA26220NNN1	506NCE/606NCT Inspection Device,EN115
OTMIB-14	XAA26220D2	Otis Escalator Manual-controlled Device
OTMIB-15	DAA26202NNN-1	Escalator control box

SEES#	O.E.M.#	DESCRIPTION
OTPO-1		MASTER FEEDER BOX

SEES#	O.E.M.#	DESCRIPTION
OTCOP-7		SWITCH BOX
OTCOP-8		SWITCH BOX
OTCOP-9		SWITCH BOX



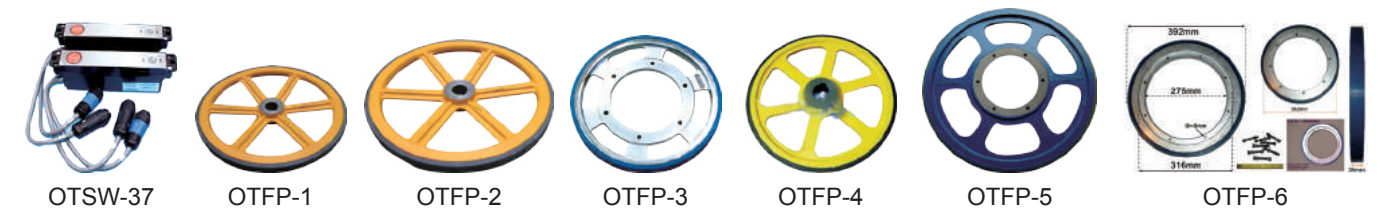
SEES#	O.E.M.#	DESCRIPTION
OTLO-14		ESCALATOR ELECTRIC LOCK


SEES#	O.E.M.#	DESCRIPTION
OTSW-15	XAA177BE1	HANDRAIL SWITCH/ELEVATOR LIMIT SWITCH
OTSW-25	A105D	CONTACTS BLACK
OTSW-26	NI25U-CK40-AP6X2-H1141	STEP DETECTION SWITCH

SEES#	O.E.M.#	DESCRIPTION
OTSW-27-1	GAA177HB1	HALL SWITCH RED PNP NORMAL OPEN "S"
OTSW-27-2	GAA177HB2	HALL SWITCH YELLOW PNP NORMAL CLOSE "N"
OTSW-27-3	GAA177HB3	HALL SWITCH GREEN PNP NORMAL CLOSE "S"
OTSW-27-4	GAA177HB4	HALL SWITCH BLUE PNP NORMAL OPEN "S"
OTSW-27-5	GAA177HB5	HALL SWITCH WHITE PNP NORMAL OPEN "N"
OTSW-27-6	GAA177HB6	HALL SWITCH PURPLE PNP NORMAL OPEN "N"

SEES#	O.E.M.#	DESCRIPTION
OTSW-28-2	DAA177AX2	HALL SWITCH DETECTOR SWITCH
OTSW-33		KEY SWITCH FOR OTIS 508 72×32×32
OTSW-34		LIMIT SWITCH
OTSW-35		BRAKE SWITCH
OTSW-36		LIMIT SWITCH
OTSW-37	GAB26220BD3	ESCALATOR WITH LOCK DISPLAY

SEES#	O.E.M.#	DESCRIPTION
OTFP-1	DAA565NNN1	FRICITION WHEEL OD=456MM
OTFP-2		508 FRICITION SHEAVE 587×30×50MM
OTFP-3	DAA261NNN1	FRICITION WHEEL 456×218×31MM DAA265NNN1
OTFP-4		FRICITION WHEEL 455×50×30MM
OTFP-5	GAA265AT1	606 FRICITION WHEEL OD=692MM
OTFP-6	GAA265AP1	FRICITION WHEEL 392×35MM ID=316MM






OTFP-13



OTFP-14



OTFP-15



OTFP-16



OTSPK-1



OTSPK-2



OTSPK-3


SEES#	O.E.M.#	DESCRIPTION
OTFP-7	GAA265NNN-P	FRICITION WHEEL OD=455MM ID=220MM THICKNESS=35mm
OTFP-8		FRICITION WHEEL NO THREAD IN INSTALL HOLES OD=557MM
OTFP-8A		FRICITION WHEEL HAS THREAD IN INSTALL HOLES OD=557MM
OTFP-9	GAA265AH	FRICITION WHEEL OD =800MM THICK:35MM
OTFP-10	GAA265AM1	513 FRICITION WHEEL OD:700MM
OTFP-11	DAA265L1	FRICITION WHEEL 455×34×45MM
OTFP-12	DAA265H/ GAA265AH	FRICITION WHEEL 577×30MM
OTFP-13	DAA265L2	FRICITION WHEEL 455×34×55MM
OTFP-14	DAA265K1	HANDRAIL DRIVE WHEEL
OTFP-15	DAA265K11	FRICITION WHEEL
OTFP-16	DAA290NNN	HANDRAIL DRIVE TRACTION WHEEL

SEES#	O.E.M.#	DESCRIPTION
OTSPK-1	GO2215AB53	9-TEETH SPROCKET W/FRICITION TEETH W/O BLUE RING
OTSPK-2	GAA195NV1	9-TEETH SPROCKET W/FRICITION TEETH BLUE RING
OTSPK-3	GO2215AB20	19-TEETH 198×35mm
OTSPK-4	GO2215AB20	Use in combination with OTSPK-3

SEES#	O.E.M.#	DESCRIPTION
OTAX-1	GAA81EH1	Front pallet axle LONG
OTAX-2	GAA81EH2	Front pallet axle SHORT




OTC-2



OTBRA-2



OTBRA-5



OTBRA-5-PCB



OTBRA-6



OTGR-1



OTGR-2



OTHG-001

SEES#	O.E.M.#	DESCRIPTION
OTCL-1	GAA94BF1	Front left clip
OTCL-2	GAA94BF2	Front right clip
OTCL-3	GAA94BF3	Rear left clip

SEES#	O.E.M.#	DESCRIPTION
OTC-1	CSA00C021A	GSD140 BRAKE ASSEMBLIES ONE SET INCLUDING TWO BRAKE ASSEMBLIES
OTC-2	DAA610E1	CGM-3T COIL STARTER

SEES#	O.E.M.#	DESCRIPTION
OTBRA-2		BRAKE RESISTANCE 1000W 1000
OTBRA-5	GO222P1	BRAKE 255N
OTBRA-5-PCB		BRAKE 255N'S PCB
OTBRA-6	DAA234J1	BRAKE 2×680N

SEES#	O.E.M.#	DESCRIPTION
OTGR-1	GAA50AHF	OTIS506 ESCALATOR GUIDE RAIL AL
OTGR-2	GAA50AHE	OTIS508 ESCALATOR GUIDE RAIL AL
OTGR-3		GUIDE RAIL RETURNING SECTION W/O (OTCH-20) RECERSING CHAIN

SEES#	O.E.M.#	DESCRIPTION
OTHG-001	OTH3554	OTIS HANDRAIL GUIDE 506NCE



MIPCB-80

MIPCB-94

MIWH-4

MIWH-5

MIWH-6

MIWH-7

MIWH-13

MIWH-16

MIWH-17



MIWH-18



MIWH-19



MIWH-20



MIWH-21



MIWH-22




MIWH-23



MIWH-24



MIWH-25



MIWH-26

MIWH-27

MIWH-28

MIWH-29

MIWH-30

MIWH-31

SEES#	O.E.M.#	DESCRIPTION
MIPCB-80	YKO-EO242	ESCALATOR BOARD
MIPCB-94	C731000B114	PC BOARD

SEES#	O.E.M.#	DESCRIPTION
MIWH-4		FRICITION ROLLER 132×28×20
MIWH-5		CHAIN ROLLER 76×35MM DOUBLE BEARING 6202
MIWH-6		ALUMINIUM DRIVE ROLLER 132×35MM ID:44
MIWH-7	YS005C520	ALUMINIUM BEARING STEP ROLLER 76×25×6202 ID:15
MIWH-13		CLEANING ROLLER Φ83×36MM
MIWH-16		ROLLER 76×25×6202 ID:15
MIWH-17		IRON HUB ROLLER 60×55×6202
MIWH-18		PRESS ROLLER ROLLER 60×55×6202
MIWH-19		PU Gear,25T
MIWH-20		Drive Sprocket,Φ155×Φ35×28,37T
MIWH-21		Drive Sprocket,Φ114×Φ28×50,21T
MIWH-22		Handrail Sprocket,Single Row,Φ94×22×6204,22T
MIWH-23		Gap Bridge Chain Wheel,Double Row, Φ90×25×6205,21T
MIWH-24		Drive Sprocket,Single Row,Φ113×40×2-6205,17T
MIWH-25		Drive Sprocket,Φ780×16×93T
MIWH-26		Gap Bridge Chain Wheel,Φ93×25×6205,17T
MIWH-27		Gap Bridge Chain Wheel,Φ108×25×6205,20T
MIWH-28		Brake Block,Φ158×13×30T
MIWH-29		Brake Block,Φ130×12×30T
MIWH-30		Brake Block,Φ163×12×18T
MIWH-31		Brake Block,Φ163×12×30T



MICP-1

MICP-2

MICP-3

MICP-4

MICP-5

MICP-6



MICP-7




MICP-8



MICP-9



MICP-10



MICP-11



MIYDS-1




MIYDS-2

SEES#	O.E.M.#	DESCRIPTION
MICP-1	YSO13B313	Comb Plate Yellow Install Hole=62mm
MICP-2	YSO17B313	Comb Plate Black Install Hole=62mm 127×93×60mm
MICP-3	YSO17B578	Comb Plate Yellow Install Hole=80mm
MICP-4	YSO13B578	Comb Plate Black Install Hole=80mm 127×92×80mm
MICP-5	YSO17B578	ALUMINIUM COMB PLATE 126×91MM HOLE PITCH:80MM 14T
MICP-6	YSO17B313	Comb Plate Yellow Install Hole=62mm
MICP-7	J651004B203	ALUMINIUM COMB PLATE 127×89MM HOLE PITCH:64MM
MICP-8	YS120B976	COMB PLATE MIDDLE 110×96MM HOLE PITCH:63MM 12T
MICP-9	C751001B202	COMB PLATE 127.2×123×65MM 14T
MICP-10	YS120B976	Comb Plate, Yellow, Center 127×97×64mm
MICP-11	YS125B688	Comb Plate, Yellow, Left or Right 118×97×54mm


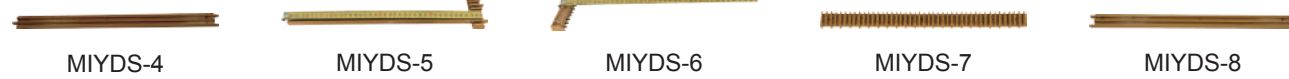
SEES#	O.E.M.#	DESCRIPTION
MIHLC-1-BC		HANDRAIL LIGHT COVER BUTTON CURVE
MIHLC-1-ST		HANDRAIL LIGHT COVER STAIGHT
MIHLC-1-TC		HANDRAIL LIGHT COVER TOP CURVE

SEES#	O.E.M.#	DESCRIPTION
MIYDS-1	YS013B521	DEMARCATIION STRIP RIGHT
MIYDS-2	YS013B522	DEMARCATIION STRIP LEFT
MIYDS-3	YS004B278	DEMARCATIION STRIP CENTER 44T LENGTH:400MM PITCH (OF TEETH) : 9.068 WIDTH:29 THICK:17.8MM
MIYDS-3A	YS000B079	DEMARCATIION STRIP L=198MM W=18MM




MIYDS-3

MIYDS-3A



MIYDS-43A



MIYDS-45A



MIGP-1



MIGP-2



MICH-1

SEES#	O.E.M.#	DESCRIPTION
MIYDS-4		DEMARCATON STRIP FOR PALLET OF MOVING WALK L=413 TP:18 TW:27 RIGHT
MIYDS-5	J619000B202	DEMARCATON STRIP left L409 T:18 W:99
MIYDS-6	J619000B203	DEMARCATON STRIP right L409 T:18 W:99
MIYDS-7	J619000B204	DEMARCATON STRIP center L=400 TP:9.068 W:29
MIYDS-8	J619000B204	DEMARCATON STRIP FOR PALLET OF MOVING WALK L=413 TP:18 TW:27 LEFT
MIYDS-9C	YS116B136	center
MIYDS-9L	YS124A632	left
MIYDS-9R	YS124A631	right
MIYDS-41A	LL47332141A	Demarcation strip for stainless steel step
MIYDS-41B	LL47332141B	Demarcation strip for stainless steel step
MIYDS-42C	L47332142C	Demarcation strip for stainless steel step
MIYDS-42D	L47332142D	Demarcation strip for stainless steel step
MIYDS-43A	L47332143A	Demarcation strip for stainless steel step
MIYDS-45A	L47332145A	Demarcation strip for stainless steel step

SEES#	O.E.M.#	DESCRIPTION
MIGP-1		Gliding Bushing ID:25 Φ46×Φ25×45
MIGP-2		Ggliding Bushing ID:25 Φ46×Φ25×45

SEES#	O.E.M.#	DESCRIPTION
MICH-1		Step Chain Pitch=68.4 Install Hole=25mm Shafts Distance=406.4mm
MICH-2		Step Chain Pitch=68.4 Install Hole=27mm Shafts Distance=406.4mm
MICH-3		STEP CHAIN 15J PITCH=68.4 INSTALLO HOLE=22MM
MICH-4A		DRIVING CHAIN ROLLER WIDTH=38MM
MICH-4B		DRIVING CHAIN ROLLER WIDTH=42.5MM



SEES#	O.E.M.#	DESCRIPTION
MIWS-1		HANDRAIL WEARING STRIP



MIST-3



MIST-4

SEES#	O.E.M.#	DESCRIPTION
MIBRA-1	YS101B034-01	DHL BRAKE

SEES#	O.E.M.#	DESCRIPTION
MITM-1	S1471R-13	MOTOR 5.5KW 50HZ 11.8A

SEES#	O.E.M.#	DESCRIPTION
MIG-1		GEAR SINGLE 22T
MIG-2		GEAR WITH BEARING 30T

SEES#	O.E.M.#	DESCRIPTION
MIST-1	YS100B788	SIDEWALK
MIST-2	J619101A000G003	Stainless Steel Step 800mm/1000mm
MIST-3	J619004A000	J619000A201A/J619004A000/ ALUMINUM STEP ANGLE=30 PLANE TO ARC 21.5CM
MIST-4	J619001A201	J619000A201B/J619003A000G03 Aluminum Step Angle=35 PLANE TO ARC 24.5CM



HIWH-3



HIWH-4



HIWH-5



HIWH-8



HIWH-12



HIST-1



HIST-2




HICH-1



HICP-1L



HICP-1C



HICP-1R



HICP-2L



HICP-2R




HICP-2C

SEES#	O.E.M.#	DESCRIPTION
HIWH-3		ALUMINUM HUB, CHAIN ROLLER 80×23 6202 ID:15
HIWH-4		IRON HUB, STEP ROLLER Φ80×29 6202 Double Bearing ID:15
HIWH-5		IRON HUB Φ90×60 6204 ID:20
HIWH-8		Driving Roller 141×36 ID:57
HIWH-12		IRON HUB DOUBLE BEARING 80×29×6202 DOUBLE BEARING
HIWH-13		IRON HUB DOUBLE BEARING 90×60×6202 DOUBLE BEARING


SEES#	O.E.M.#	DESCRIPTION
HIST-1		STAINLESS STEEL STEP 30/35 DEGREE FLAT TOOTH
HIST-2		SIDEWALK PALLET 1200EXS-N1002×412×120T

SEES#	O.E.M.#	DESCRIPTION
HICH-1		STEP CHAIN PITCH 68.4


SEES#	O.E.M.#	DESCRIPTION
HICP-1L	H2200122	Yellow Plastic L:164 H:90 Hole Spacing :90 Tooth Pitch:8.4 19T Left
HICP-1C	H2200116	Yellow Plastic L:142 H:90 Hole Spacing :90 Tooth Pitch:8.4 17T Center
HICP-1R	H2200124	Yellow Plastic L:164 H:90 Hole Spacing :90 Tooth Pitch:8.4 19T Right
HICP-2L	H2200145	Yellow Plastic L:163.5 H:91.1 Hole Spacing :90 Tooth Pitch:8.7 19T Left
HICP-2R	H2200146	Yellow Plastic L:163.5 H:91.1 Hole Spacing :90 Tooth Pitch:8.7 19T Right
HICP-2C	H2200147	Yellow Plastic L:163.5 H:91.1 Hole Spacing :90 Tooth Pitch:8.7 17T Left




HICP-3R




HICP-3L




HICP-3C



HICP-4R



HICP-4L



HICP-4C

SEES#	O.E.M.#	DESCRIPTION
HICP-3R	L47312017A&B	LENGTH:213MM WIDTH:109MM 25T LEFT
HICP-3L	L47312018A&B	LENGTH:213MM WIDTH:109MM 25T RIGHT
HICP-3C	L57312013A LDTJ-B-3	LENGTH:197MM WIDTH:109MM 23T CENTER
HICP-4R		COMB PLATE RIGHT 19T
HICP-4L		COMB PLATE LEFT 19T
HICP-4C		COMB PLATE CENTER 17T
HICP-5	21502023A	COMB PLATE,142.8×153.3×6MM,TOOTH PITCH 8.4,HOLE SPACING 90,17T,ALUMINUM,CENTER
HICP-5C	21502024A/B	COMB PLATE,126×153.3×6MM,TOOTH PITCH 8.4,HOLE SPACING 90,15T,ALUMINUM,CENTER
HICP-5R	21502025A	COMB PLATE,164.3×153.3×6MM,TOOTH PITCH 8.4,HOLE SPACING 90,19T,ALUMINUM,RIGHT
HICP-5L	20502026A	COMB PLATE,164.3×153.3× 6MM,TOOTH PITCH 8.4,HOLE SPACING 90,19T,ALUMINUM,LEFT
HICP-6	22501789A	COMB PLATE,142.8×112.3×6MM,TOOTH PITCH 8.4,HOLE SPACING 90,17T,ALUMINUM,CENTER
HICP-6C	22501792A	COMB PLATE,117.6×112.3×6MM,TOOTH PITCH 8.4,HOLE SPACING 90,14T,ALUMINUM,CENTER
HICP-6C-1	22501790A/B	COMB PLATE,126×112.3×6MM,TOOTH PITCH 8.4,HOLE SPACING 90,15T,ALUMINUM,CENTER
HICP-6R	22501788A/ 22502291A	COMB PLATE,164.3×112.3×6MM,TOOTH PITCH 8.4,HOLE SPACING 90,19T,ALUMINUM,RIGHT
HICP-6L	21501787A/ 22502290A	COMB PLATE,164.3×112.3×6MM,TOOTH PITCH 8.4,HOLE SPACING 90,19T,ALUMINUM,LEFT



HICP-5 HICP-5C HICP-5R HICP-5L



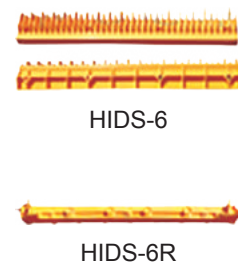
HICP-6 HICP-6C HICP-6C-1 HICP-6R HICP-6L



SEES#	O.E.M.#	DESCRIPTION
HIYDS-1L	LL27332044	Demarcation Strip Left
HIYDS-1C	32188939-C	Demarcation Strip Center
HIYDS-1R	LL27332044	Demarcation Strip Right
HIYDS-2F	LDTJ-A-16B	DEMARCATON STRIP FRONT 318×48.5×38T
HIYDS-2B	LDTJ-A-13	DEMARCATON STRIP REAR 318×48.5×38T
HIYDS-2L	L47332045A	DEMARCATON STRIP LEFT 402×24.5MM
HIYDS-2R	L47332045B	DEMARCATON STRIP RIGHT 402×24.5MM
HIYDS-3A	H2106230	Demarcation Strip Length : 411 Thick : 18.7 Width : 24.7 Left
HIYDS-3B	H2106231	Demarcation Strip Length : 411 Thick : 18.7 Width : 24.7 Right
HIYDS-3C	H2106223	Demarcation Strip Length : 319 Thick : 25 Width : 25.3 Back
HIYDS-3D	H2106211	Demarcation Strip Length : 319 Thick : 25 Width : 43.4 Front
HIYDS-5L	L47332114B	DEMARCATON STRIP BLACK LEFT SIDE LENGTH:203MM HOLE PITCH:165MM
HIYDS-5R	L47332114B	DEMARCATON STRIP BLACK RIGHT SIDE LENGTH:203MM HOLE PITCH:165MM



SEES#	O.E.M.#	DESCRIPTION
HIDS-6	H2106378	DEMARCATON STRIP, LENGTH:320MM WIDTH:43MM 38T
HIDS-6R	H2106381	DEMARCATON STRIP, RIGHT LENGTH:409MM WIDTH:24MM
HIDS-6L	H2106379	DEMARCATON STRIP, LEFT LENGTH:409MM WIDTH:24MM
HIDS-6-1	H2106377	DEMARCATON STRIP, LENGTH:320MM WIDTH:30MM 38T



SEES#	O.E.M.#	DESCRIPTION
HIIC01		HANDRAIL INLET
HIIC02		YONGDA INLET



SEES#	O.E.M.#	DESCRIPTION
HIGR-2		HANDRAIL GUIDE SHAPE
HIGR-3		HANDRAIL CURVED
HIGR-4		HANDRAIL GUIDE BLOCK
HIGR-5		CLIP FOR HANDRAIL GUIDE SHAPE



SEES#	O.E.M.#	DESCRIPTION
HIOP-1		INSPECTION DEVICE
HIOP-2		STOP KEY OPERATION PANEL



SEES#	O.E.M.#	DESCRIPTION
HIBM01	HGSD100A2-B	Brake Magnet

SEES#	O.E.M.#	DESCRIPTION
HIPC02	FESL521U1	MAIN BOARD



KOWH-2 KOWH-3 KOWH-4 KOWH-5 KOWH-6 KOWH-7 KOWH-8



KOWH-10



KOWH-11 KOWH-12



KOWH-13 KOWH-14



KOWH-15



KOWH-17 KOWH-18



KOWH-23



KOWH-26




KOWH-27

SEES#	O.E.M.#	DESCRIPTION
KOWH-2		ROLLER HUB DOUBLE BEARING Φ46×18MM ID:15
KOWH-3	DEE3685362	Roller Φ75×23 6204 ID : 20
KOWH-4	DEE3685360	NYLON HUB ROLLER Φ75×25 ID:20.1
KOWH-5	DEE22108194	SKELETON ROLLER Φ100×20 6204 ID:20
KOWH-6	DEE4008753	SKELETON ROLLER Φ100×25 6204 ID:20
KOWH-7		Aluminum Hub Φ75×19 6204 ID:20
KOWH-8		Iron Hub Φ76.5×32 6203 ID:17
KOWH-9		Waterproof Main Roller Φ80×25 6205 ID:25
KOWH-10		Pressure Roller L:74 W W:60 6202
KOWH-11		Support Roller L:65 W:76 ROLLER 60×63.8
KOWH-12	KM5009375G01	Roller L:74 W:69.5 ROLLER 60×32
KOWH-13		Mid Roller L:80 W:60 ROLLER:60×64
KOWH-14		Mid Roller L:90 W:75 ROLLER 60×64
KOWH-15		Roller Group Distance Between Two Side Roll
KOWH-17		Skeleton Roller Φ110×19.3 6204 ID:20
KOWH-18		Roller 80×28 6203Z Double Bearing ID:17
KOWH-23	KM5009368G01	Turninr Roller L:200 W:90 Roller D:F70
KOWH-24		Skeleton Roller Φ100×19 6003 ID:17
KOWH-25		Handrail Guide Roller 120×35 6204
KOWH-26	DEE2173045	HANDRAIL BASE ROLLER 60×64 6204 AK3
KOWH-27	DEE4008754 KM48818G1	Step Roller 75×23.5 6204
KOWH-28	48865G01	GUIDE ROLLER
KOWH-29	KM359391G01	LOOKER ROLLER 31.5×12×19.5
KOWH-30	3201.05.0032	SELCOM HANGER ROLLER 3201.05.0032/C 56×16MM
KOWH-31		Escalator Roller 110×27 6203×6204
KOWH-32		Escalator Roller 110×19 6303
KOWH-33		Kone Eccentric Roller D=30MM W=9MM Bearubf 6200ZV



KOWH-28 KOWH-29 KOWH-30 KOWH-33



KOWH-35



KOWH-36



KOWH-38



KOWH-40



KOWH-41



KOWH-42

KOWH-37

KOWH-39



KOWH-43



KOWH-44



KOWH-45



KOWH-45



KOWH-45



KOWH-45



KOWH-45



KOWH-45

SEES#	O.E.M.#	DESCRIPTION
KOWH-35	FN-MCL-003	Friction Wheel Φ650×30×6
KOWH-36	DEE2239361	Handrail Roller Bow Assy 9 Rollers
KOWH-37	DEE2260723	Handrail Adjusting Bow RTV,5 Rollers
KOWH-38	DEE2752012	Handrail Roller Assy 7 Rollers
KOWH-39	DEE2755530	Handrail Roller Assy 7 Rollers
KOWH-40	DEE3685009	Newel Guide Block ECO3000
KOWH-41	DEE2720188	Handrail Drive Roller Assy RTV,Straight
KOWH-42	DEE2720182	Handrail Drive Roller Assy RTV,LHS
KOWH-43	DEE2720183	Handrail Drive Roller Assy RTV,RHS
KOWH-44	DEE2753216	Return Guide RSV TL-KUNSTSTOFF
KOWH-45	DEE2239363	Handrail Roller Bow Assy 7 Rollers

SEES#	O.E.M.#	DESCRIPTION
KOFP-1		TRACTION WHEEL OD:655MM 6 CABLES 13MM WIRE ROPE CABLE


SEES#	O.E.M.#	DESCRIPTION
KOCP-1L	KM3711043	Comb Plate Color:yellow Length:200.7 High:181.4 Hole Spacing:99 Tooth Pitch:9 Remark:iron Base 22Teeth Polyurethane Left
KOCP-1C	KM3711044	Comb Plate Color:yellow Length:197.4 High:181.4 Hole Spacing:99 Tooth Pitch:9 Remark:iron Base 22Teeth Polyurethane Center
KOCP-1R	KM3711042	Comb Plate Color:yellow Length:200.7 High:181.4 Hole Spacing:99 Tooth Pitch:9 Remark:iron Base 22Teeth Polyurethane Right
KOCP-2C	KM5002052H01	Comb Plat Length:197.4 Height:188.5 Hole Spacing:99 Tooth Pitch:9 Aluminum Center
KOCP-2R	DEE2209591 KM5002050H01	Comb Plat Length:202.7 Height:188.5 Hole Spacing:99 Tooth Pitch:9 Aluminum Right
KOCP-2L	DEE2209592 KM5002051H01	Comb Plat Length:202.7 Height:188.5 Hole Spacing:99 Tooth Pitch:9 Aluminum Left




KOCP-2R




KOCP-2L



KOCP-5L



KOCP-5C



KOCP-5R



KOCP-7-A7



KOCP-7-B7




KOCP-7-D7



KOCP-8L

SEES#	O.E.M.#	DESCRIPTION
KOCP-3L	DEE3703287	Comb Plat Length:200 Height:180 Hole Spacing:99 Tooth Pitch:9 Aluminum Left
KOCP-3C	DEE3703280	Comb Plat Length:200 Height:180 Hole Spacing:99 Tooth Pitch:9 Aluminum Cente
KOCP-3R	DEE3703288	Comb Plat Length:200 Height:180 Hole Spacing:99 Tooth Pitch:9 Aluminum Right
KOCP-4L	KM5009371H01	Comb Plat Length:202 Height:132 Hole Spacing:140 Black Left
KOCP-4C	KM5009380H01	Comb plat length:202 height:132 hole spacing:140 black left
KOCP-4R	KM5009370H01	Comb Plat Length:202 Height:132 Hole Spacing:140 Black Left
KOCP-5L	KM5009370H02	Comb Plat Length:202 Height:132 Hole Spacing:140 Yellow Left 22T
KOCP-5C	KM5009380H02	Comb Plat Length:197 Height:132 Hole Spacing:140 Yellow Center
KOCP-5R	KM5009371H02	Comb Plat Length:202 Height:132 Hole Spacing:140 Yellow Right 22T
KOCP-7-A7	DEE1718891	COMB PLATE O&K A7 3HOLES LENGTH:201.5MM WIDTH:207MM HOLE PITCH:77MM 22T
KOCP-7-B7	DEE1718890	COMB PLATE O&K B7 3HOLES LENGTH:201.9MM WIDTH:207MM HOLE PITCH:77MM 22T
KOCP-7-D7		COMB PLATE O&K D7 3HOLES CENTER LENGTH:206.4MM WIDTH:207MM HOLE PITCH:77MM 23T
KOCP-8L	5130667D10	COMB PLATE,202×127MM,TOOTH PITCH 9, HOLE SPACING 140MM,22T,ALUMINUM,LEFT
KOCP-8C	5130669D10	COMB PLATE,197.4×127.2MM,TOOTH PITCH 9, HOLE SPACING 140MM,22T,ALUMINUM,CENTER
KOCP-8R	5130668D10	COMB PLATE,202.2×127.2MM,TOOTH PITCH 9, HOLE SPACING 140MM,22T,ALUMINUM,RIGHT



KOCP-8C



KOCP-8R



KOCP-14



KOCP-15



KOCP-16



KOCP-17



KOST-1



KOST-2

SEES#	O.E.M.#	DESCRIPTION
KOCP-10L	5270416D10	COMB PLATE,202.2×162MM,TOOTH PITCH 9,HOLES PACING 140MM,22T,ALUMINUM,LEFT
KOCP-10C	5270418D10	COMB PLATE,197.4×162MM,TOOTH PITCH 9, HOLE SPACING 140MM,22T,ALUMINUM,CENTER
KOCP-10R	5270417D10	COMB PLATE,202.2×162MM,TOOTH PITCH 9,HOLES PACING 140MM,22T,ALUMINUM,RIGHT
KOCP-11	5270419D10	COMB PLATE,305.4×162MM,TOOTH PITCH 9,HOLE SPACING 140MM,34T,ALUMINUM
KOCP-12	DEE2209588	RTV-A Comb Cover Strip,Aluminum
KOCP-13	DEE2209589	RTV-B Comb Cover Strip,Aluminum
KOCP-14	DEE2209587	RTV-C Comb Cover Strip,Aluminum
KOCP-15	DEE1703984	A4 Comb Cover Strip,Aluminum
KOCP-16	DEE1703985	B4 Comb Cover Strip,Aluminum
KOCP-17	DEE1703986	C4 Comb Cover Strip,Aluminum

SEES#	O.E.M.#	DESCRIPTION
KOST-1	ECO-3000-80 -35-2-4800	ESCALATOR STEP WITHOUT DEMARCATION STRIP SILVER,800MM E3C-80/35
KOST-2		ESCALATOR STEP WITHOUT DEMARCATION STRIP SILVER,800MM E3C-80/35
KOST-3		Stainless Steel Step
KOST-4	DEE1564237	Sidewalk Pallet
KOST-5		O&K STEP
KOST-6	DEE1985530	O&K PALLET BODY TYPE80 B=805MM ROHFSC



KOST-3



KOST-4



KOST-6



KOBEA-1


KOBEA-2

KOBEA-11

KOCAB-1

KOCAB-2

KOCAB-3



KOCH-5

KOCH-6

KOCH-7

KOCH-10

KDO-001



KOCAB-4



KOCAB-5



KOCAB-6



KOGL-1



KOGL-2



KOGL-3



KOGL-4



KOGL-5

SEES#	O.E.M.#	DESCRIPTION
KOBEA-1	DE70101 DEE1972894	Rubber Bush
KOBEA-2	DEE2258672	AXLE SLEEVE SLIDE BUSHING D30MM L=45MM
KOBEA-11		KONG SLEEVE
KOCAB-1	KM5072999H01	KONE NYLON PART
KOCAB-2	KM5072998H01	KONE NYLON PART
KOCAB-3		KONE NYLON PART OD:20/12.5
KOCAB-4		KONE NYLON PART
KOCAB-5	KM5052095	FASTENING CLIP 30×20×11MM PA6.6
KOCAB-6		KONE CLIP
KOGL-1		KONE ANTI DEFLECTION PLATE
KOGL-2		KONE ANTI DEFLECTION PLATE
KOGL-3		KONE ANTI DEFLECTION PLATE
KOGL-4		GUIDE PIECE
KOGL-5		KONE ANTI DEFLECTION PLATE

SEES#	O.E.M.#	DESCRIPTION
KOCH-1	DEE2758680	Reversing chain pitch line:45 width:30.5
KOCH-2	KM5071663G01	Reversing chain pitch line:60 width:34
KOCH-3		Reversing chain pitch line:46 width:32.5
KOCH-4		Reversing chain pitch line:45 width:30.5
KOCH-4A		Reversing chain pitch line:45 width:30.5 22ROLLERS 40×22×6200



KOCH-1

KOCH-2

KOCH-3

KOCH-4

KOCH-4A



KOIC-2



KOIC-3



KOIC-4




KOIC-5



KOIC-6



KOIC-7



KOIC-10



KOIC-21

SEES#	O.E.M.#	DESCRIPTION
KOCH-5	KM5130070G01	Tension Sheave Chain
KOCH-6	DEE3685364	Chain Roller 75×23.5 T133.33
KOCH-7	KM5060022	KONE LINK 47×16
KOCH-10	KM5070679G01	REVERSING CHAIN W/BEARING 28 LINK 56 ROLLERS
KDO-001		REVERSING CHAIN KONE BLOCK ECO3000,NEWEL

SEES#	O.E.M.#	DESCRIPTION
KOIC-2	5072734D10 5072740D10	Inlet Cover Color:grey,Length:216 Width:130.5/126.2 Right
KOIC-3	5072733D10 5072730D10	Inlet Cover Color:grey,Length:216 Width:130.5/126.2 Light
KOIC-4	5072735D10 5072740D10	Inlet Cover Color:grey,Length:216 Width:130.5/141.5 Right
KOIC-5	5072733D10 5072731D10	Inlet Cover Color:grey,Length:216 Width:130.5/141.5 Light
KOIC-6	5072738D10 5072736D10	Inlet Cover Color:grey,Length:216 Width:130.5/165
KOIC-7	5072733D10 5072732D10	Inlet Cover Color:grey,Length:216 Width:130.5/165
KOIC-10		Inlet Cover Color:black,Length:304.9 Width:169,Thickness:10
KOIC-21	DEE400187	Inlet Faceplate Color:black,Length:263 Width:130,Thickness:10
KOIC-23		Inlet Faceplate Color:black,Length:262 Width:130,Thickness:10
KOIC-25		Inlet Faceplate Color:black
KOIC-28		Inlet Faceplate Color:black




KOIC-23



KOIC-25



KOIC-28




KOIC-30 KOIC-31 KOIC-32 KOIC-33 KOIC-34

SEES#	O.E.M.#	DESCRIPTION
KOIC-30	DEE4001875	Inlet Cover COLOR:Black INNER PLATE LOW LH/UPP RH RSV
KOIC-31		Inlet Faceplate Color:black
KOIC-32	DEE4001876	Inlet Cover Color:black Length:262 Width:155,Thickness:10
KOIC-34		Inlet Faceplate Color:black Remark:combination
KOIC-35		Inlet Faceplate Color:black
KOIC-39		Inlet Faceplate Color:black Remark:combination Faceplate
KOIC-41		Inlet Faceplate Color:black
KOIC-44		Inlet Faceplate Color:black
KOIC-46		Skirt Bar
KOIC-48	13804015	Inlet Hairbrush
KOIC-49	KM3712262	Inlet Hairbrush
KOIC-50	KM5072085H01	KONE Inlet Hairbrush
KOIC-51	DEE4001877	KONE Inlet Hairbrush


SEES#	O.E.M.#	DESCRIPTION
KONT-1		KONE IRON PARTS
KONT-2		KONE IRON PARTS

SEES#	O.E.M.#	DESCRIPTION
KOPP-1		KONE PROTECTIVE PLATE
KOPP-2		KONE PROTECTIVE PLATE
KOPP-3		KONE PROTECTIVE PLATE
KOPP-4		Skirt Bar




KOPP-5 KOPP-6 KOPP-7 KOPP-8 KOBE-1

SEES#	O.E.M.#	DESCRIPTION
KOPP-5		KONE STOPPER
KOPP-6		KONE STOPPER
KOPP-7		KONG JOINT STRIP(3 HOLES)
KOPP-8		KONG JOINT STRIP(2 HOLES)



KOBE-2

KOBE-4



KOBE-5

SEES#	O.E.M.#	DESCRIPTION
KOBE-1	DEE3721645	RUBBER SECTION HANDLAUFERD PER M L=2500MM W=29MM THK=8MM
KOBE-2	KM601278H03	CAR DOOR BELT 4M/EACH
KOBE-4		Door Belt 38×8×2400mm
KOBE-5		Door Belt 32×8×2500mm



SCWH-1

SEES#	O.E.M.#	DESCRIPTION
SCFP-1	310676	FRICITION PULLEY OD:588×30MM, 8 MOUNTING HOLE
SCFP-2		FRICITION PULLEY OD:497×30MM
SCFP-3	SHR05169	FRICITION WHEEL 487×30MM
SCFP-4	JF#XORO5175	FRICITION WHEEL OD:557MM ID:433M THICKNESS:30MM



SCWH-2

SEES#	O.E.M.#	DESCRIPTION
SCHR-5		SCHINDLER HANDRAIL SUPPORT ROLLER
SCHR-6		SCHINDLER HANDRAIL SUPPORT ROLLER ASSEMBLY



SCWH-3

SEES#	O.E.M.#	DESCRIPTION
SCWH-1		300P SHEAVE 54×48×6200 ID:18
SCWH-2	DSA3003965	SKELETON ROLLER F70×25 6204 ID:20
SCWH-3		SKELETON ROLLER F76.2×22 6204 ID:20
SCWH-4		SKELETON ROLLER F76.2×22 ID:17
SCWH-5		NYLON ALUMINUM HUB HANDRAIL SUPPORT ROLLER 70×50×6204
SCWH-6		ALUMINUM HUB SUPPORT ROLLER F70×50×6204
SCWH-7		MULTI-WEDGE BELT SHEAVE F97×70 6204 GD:86 DOUBLE BEAR
SCWH-8	894007	MULTI-WEDGE BELT SHEAVE F89.5×70 6204 GD:86 DOUBLE BEARING
SCWH-9		MULTI-WEDGE BELT SHEAVE F85×70 6204 DOUBLE BEARING
SCWH-11	SCS241535	STEP ROLLER 70×25×6204 ID:20



SCWH-5




SCWH-6




SCWH-7



SCWH-8



SCWH-9



SCWH-10



SCWH-11




SCWH-21



SCWH-22

SCWH-24



SCWH-25

SCWH-26



SCWH-27

SCWH-28



SCWH-29 SCWH-30



SCWH-31



SCWH-32

SEES#	O.E.M.#	DESCRIPTION
SCWH-12	SMS405029	STEP ROLLER 76×25×6204
SCWH-13		ROLLER Φ70×25×6204 ID:20
SCWH-14		CENTRAL WHEEL ID:35
SCWH-18		ESCALATOR ROLLER F70×70
SCWH-19		Guide Roller
SCWH-20		Skeleton Roller 76×25×6204
SCWH-20A		Anti-Static Roller 85×30
SCWH-20B		Anti-Static Roller 98×30
SCWH-20C		Anti-Static Roller 105×30
SCWH-21	SMH50623483	Escalator Roller 109×31×6204
SCWH-22	SMS405029	Schindler Step Roller 76×25×6204
SCWH-24	SCS241535	Schindler Escalator Roller 70×25×6204
SCWH-25	1BZ1709101500	Schindler Escalator Pulley Roller
SCWH-26		Schindler Escalator 70×72×6204
SCWH-27		Schindler Escalator Roller Plastic Core 70×50×6204
SCWH-28	S360667	Roller,Φ46×18mm, 6202
SCWH-29	394005	Handrail Lever Assembly,Right
SCWH-30	394004	Handrail Lever Assembly,Left
SCWH-31	241534A	Chain/Step Roller W/Axle,Φ70×25mm
SCWH-32	405680	Support Roller Complete, Roller Φ70×72mm 6204
SCWH-33	394001	9300 Sprocket, 17T,90fpm
SCWH-34	405151	9300 Handrail Drive Chain Sprocket
SCWH-35	247851	9300 Sprocket, 19T,100fpm
SCWH-36	247853	Pinion,24T,125fpm



SCWH-33




SCWH-34





SCWH-35



SCWH-36



SEES#	O.E.M.#	DESCRIPTION
SCCP-1C	SMR313609	Schindler 9300 Combplate Length:199.4 Height:107 Hole Spacing:145 Tooth Pitch:9.068 Remark:aluminum Center
SCCP-1YL	SMR57410420	Schindler 9300 Combplate Length:203.5 Height:107 Hole Spacing:145 Tooth Pitch:9.068 Remark:aluminum Left
SCCP-1R	SMR57410421	Schindler 9300 Combplate Length:203.5 Height:107 Hole Spacing:145 Tooth Pitch:9.068 Remark:aluminum Right
SCCP-1YC	SMR313283	Schindler 9300 Combplate Length:199.4 Height:107 Hole Spacing:145 Tooth Pitch:9.068 Remark:yellow Center
SCCP-1YL	SMR57410420Y	Schindler 9300 Combplate Length:203.5 Height:107 Hole Spacing:145 Tooth Pitch:9.068 Remark:yellow Left
SCCP-1YR	SMR57410421Y	Schindler 9300 Combplate Length:203.5 Height:107 Hole Spacing:145 Tooth Pitch:9.068 Remark:yellow Right
SCCP-1BC	SM313762	Schindler 9300 Combplate Length:199.4 Height:107 Hole Spacing:145 Tooth Pitch:9.068 Remark:black Center
SCCP-1BL	SMR57410420H	Schindler 9300 Combplate Length:203.5 Height:107 Hole Spacing:145 Tooth Pitch:9.068 Remark:black Left
SCCP-1BR	SMR57410421H	Schindler 9300 Combplate Length:203.5 Height:107 Hole Spacing:145 Tooth Pitch:9.068 Remark:black Right
SCCP-2	SMR57410421H	Aluminum Comb Plate 200×118×145MM
SCCP-3		Comb Plate Length:205 Height:153 Hole Spacing:145 Tooth Pitch:9 Remark:sidewalk Aluminum 22Teeth Center



SEES#	O.E.M.#	DESCRIPTION
SCCP-6		Comb Plate Length:205.5 Hole Spacing:145
SCCP-6A1	SLR266480	Comb Plate Length:205.5 Height:181.36 Hole Spacing:145 Tooth Pitch:9.068 Aluminum 22T
SCCP-6A2	SLR266475	Comb Plate Length:199.4 Height:181.36 Hole Spacing:145 Tooth Pitch:9.068 Aluminum 22T
SCCP-6Y1	SLR266482	Comb Plate Length:199.4 Height:181.36 Hole Spacing:145 Tooth Pitch:9.068 Yellow 22T
SCCP-6Y2	SLR266479	Comb Plate Length:199.4 Height:181.36 Hole Spacing:145 Tooth Pitch:9.068 Yellow 22T
SCCP-6B1	SLR266424	Comb Plate Length:199.4 Height:181.36 Hole Spacing:145 Tooth Pitch:9.068 Black 22T
SCCP-6B2		Comb Plate Length:199.4 Height:181.36 Hole Spacing:145 Tooth Pitch:9.068 Black 22T
SCCP-7	A305004N	Comb Plate Length:199 Height:153 Hole Spacing:145 Tooth Pitch:9.068 Black 22T
SCCP-11S		Comb Plate Color:yellow Length:199.4 Height:107.8 Hole Spacing:145 Tooth Pitch:9.068 Plastic Center
SCCP-11C		Comb Plate Color:yellow Length:205.2 Height:107.8 Hole Spacing:145 Tooth Pitch:9.068 Plastic Side
SCCP-13L		Comb Plate Bevg Left
SCCP-13R		Comb Plate Bevg Right
SCCP-14R	898515	9300 Comb Insert End Aluminum L:8.6cm, W:0.8cm, H:1.3cm, Hole Spacing:4.25cm, RH
SCCP-14L	898516	9300 Comb Insert End Aluminum L:8.6cm, W:0.8cm, H:1.3cm, Hole Spacing:4.25cm, LH
SCCP-15R	898744	9300 Comb Finger End Yellow RH
SCCP-15L	898743	9300 Comb Finger End Yellow LH





	SEES#	O.E.M.#	DESCRIPTION
	SCYDS-1A		Demarcation Strip Length:319 Tooth Pitch:8.4 Width:42
	SCYDS-1B		Demarcation Strip Length:319 Tooth Pitch:8.4 Width:42
	SCYDS-1C		Demarcation Strip Length:268 Tooth Pitch:26 Width:24.4
	SCYDS-2A	SCS319900	Schindler Demarcation Strip Length:202.5 Thick:15.55 Tooth Pitch9.068 Width:49.6(Front)
	SCYDS-2B	SCS319905	Schindler Demarcation Strip Length:202.5 Thick:28 Width:28.5 (Right Radiant)
	SCYDS-2C	SCS319901	Schindler Demarcation Strip Length:403 Thick:25 Width:109 (Left)
	SCYDS-2D	SCS319902	Schindler Demarcation Strip Length:96 Thick:25 Width:96 (Right)
	SCYDS-2E	SCS319903	Schindler Demarcation Strip Length:222 Thick:28 Width:28.5 (Left Radian)
	SCYDS-3L	BEVG	DEMARICATION STRIP left
	SCYDS-3R	BEVG	DEMARICATION STRIP right



	SEES#	O.E.M.#	DESCRIPTION
	SCST-1A	390221	Moving Walk Pallet 1128×140mm
	SCST-1B	243001	Moving Walk Pallet 1138×140mm
	SCST-1C	390222	Moving Walk Pallet 928×140mm
	SCST-1D		Moving Walk Pallet 938×140mm
	SCST-2	468546	ALUMINUM STEP 9300 1000MM
	SCST-3	468549	ALUMINUM STEP WITH DEMARICATION 1000MM
	SCST-5		Aluminum Step
	SCST-6		Aluminum Step Black
	SCST-7		Aluminum Step
	SCST-8		Pallet Bukle




	SEES#	O.E.M.#	DESCRIPTION
	SCBE-1		Multi-Wedge Rubber Belt
	SCBE-2	399026	Multi-Wedge Rubber Belt Black L=1841MM
	SCBE-3		Multi-Wedge Rubber Belt





	SEES#	O.E.M.#	DESCRIPTION
	SCBRA-1		Brake Right
	SCBRA-2	897200	Brake (single action solenoid) DF-SAS.S AC110/120V 50/60HZ
	SCBRA-3	ID.NR.296732	Brake Coil 80V(11E 13E 14E 16E)
	SCBRA-4	JF#SCOT12010	Brake Band Schindler9300
	SCBRA-5	59605081	Brake Ers Var11-01 Ft=4100N
	SCBRA-6	59601931	Schindler Brake Set # 59601931 1Set=2Pcs Brake Type Fcrr90
	SCBRA-7	SCT392556	SERVICE BRAKE
	SCBRA-8	SHT241010	AUXILIARY BRAKE
	SCBRA-9		SAFETY BRAKE(OUTER DIAMETER 520MM, INNER DIAMETER 415MM,WIDTH 50MM, THICKNESS 5MM)

	SEES#	O.E.M.#	DESCRIPTION
	SCCH-1	498347	Reversing Chain Pitch Line:75 Width:26 Length:1350 Pulley Block
	SCCH-2		Chain Gear Thick:44 OD:Φ22.4
	SCCH-3		Sidework Chain T133.33 Φ76×25 PIN=14.63MM
	SCCH-4	241457	Chain Roller 70×25 T133.33
	SCCH-5	409585	Reversing Chain For9300,Thin 19Sections/ 17 W/Bearing
	SCCH-6		Single Fork Chain



	SCCH-1		
	SCCH-3		
	SCCH-4		
	SCCH-5		



SCIC-1

SEES#	O.E.M.#	DESCRIPTION
SCGP-1		Guide Piece 2 Holes
SCGP-2	393696	Guide Piece 1 Hole




SCIC-2

SEES#	O.E.M.#	DESCRIPTION
SCGS-14		Polyurethane Sliding Rail
SCGS-23		Polyurethane Sliding Rail Blue



SCIC-3

SEES#	O.E.M.#	DESCRIPTION
SCHDS-1	409194	SDS Handrail Drive Shaft Complete 800mm
SCHDS-2	437468	SWE Handrail Drive Shaft Complete 1000
SCHDS-3	437469	SWE Handrail Drive Shaft Complete 800
SCHDS-4	405621	9300 Handrail Drive Shaft w/Sprocket 1000mm
SCHDS-5	405622	9300 Handrail Drive Shaft w/Sprocket 800mm



SCIC-4

SEES#	O.E.M.#	DESCRIPTION
SCIC-1		Inlet Cover
SCIC-2		Inlet Cover
SCIC-3		Rubber Inlet
SCIC-4	318535	Inlet Brush
SCIC-5	409940	SDS HANDRAIL ENTRY



SCIC-5




SCG-4

SEES#	O.E.M.#	DESCRIPTION
SCIC-01	SMV405797	SCHINDLER ESCALATOR INLET
SCIC-02	SMV405796	SCHINDLER ESCALATOR INLET
SCIC-03	SMV405795	SCHINDLER ESCALATOR INLET
SCIC-04	SMV405794	SCHINDLER ESCALATOR INLET



SCPCB-28

SEES#	O.E.M.#	DESCRIPTION
SCPP-1		Sliding Pece
SCPP-2	409172	Stopper
SCPP-3		Joint Strip



SCPCB-31

SEES#	O.E.M.#	DESCRIPTION
SCG-4		Aluminum Sector Rack 120x70mm



SCPCB-46

SEES#	O.E.M.#	DESCRIPTION
SCPCB-28	598765	PCB catalog
SCPCB-31	590811	9300 ESCALATOR BOARD
SCPCB-46	387600	Board PF1.Q
SCPCB-48	897219	9300 Power Board NGF 24.Q



SCPCB-48

SEES#	O.E.M.#	DESCRIPTION
SCLO-16	720Y	Key Switch For Schindler 9300
SCLO-16S		Short Key Switch For Schindler



SCLO-16

SEES#	O.E.M.#	DESCRIPTION
SCMIB-720	KZ-720B	Inspection Box



SCLO-16S



SCMIB-720



SCSL-1



SCBM-1



SCBM-2

SEES#	O.E.M.#	DESCRIPTION
SCPLG-1	PPG-16	ESCALATORL PLUG
SCPLG-2	ZGG-16	ESCALATORL SOCKET

SEES#	O.E.M.#	DESCRIPTION
SCSL-1		Schindler Escalator Skirt Light

SEES#	O.E.M.#	DESCRIPTION
SCBM-1	897200	9300 Brake Solenoid,AC110/120V,50/60HZ
SCBM-2	394630	SWE Mangent Brake,MBS54-10



THWH-1



THWH-2



THWH-3



THWH-4



THWH-5



THWH-6



THWH-7



THCP-1



THCP-2



THCP-3



THCP-4



THYDS-1



THYDS-2



THYDS-3



THYDS-4



THYDS-5

SEES#	O.E.M.#	DESCRIPTION
THWH-1		GUIDE ROLLER $\Phi 88 \times 30 \times 6204$ ID:20
THWH-2	1709154000	Multi-Wedge Belt Sheave $\Phi 111 \times 60 \times 6204$ Double Bearing ID:20
THWH-3	1709066300	Multi-Wedge Belt Sheave $\Phi 111 \times 60 \times 6204$ Double Bearing ID:20
THWH-4	1709042900	Roller $\Phi 80 \times 60 \times 6204$ ID:20
THWH-5	1705060100	Roller $\Phi 75 \times 23 \times 6204$ ID:20
THWH-6	1709719400	Groove roller $100 \times 32 \times 6204$ GD:86 ID:20
THWH-7	6090025420	Groove Roller Roller S8/K8 Round Groove

SEES#	O.E.M.#	DESCRIPTION
THCP-1	40901100	Thyssen Comb Plate For Escalator Length:204 Height:115.8 Hole Spacing:66 Tooth Pitch:8.4 Remark:aluminum 3 Holes 24 Short Teeth
THCP-2	40901100	Thyssen Comb Plate For Sidewalk Length:204 Height:127.8 Hole Spacing:66 Tooth Pitch:8.4 Remark:aluminum 3 Holes 24 Long Teeth
THCP-3		THYSSEN comb ALUMINUM 3 HOLES
THCP-4		Thyssen Escalator Comb Plate 20Teeth

SEES#	O.E.M.#	DESCRIPTION
THYDS-1		Demarcation Strip Length:284 Thickness:14.6 Tooth Pitch:8.5 Width:33.3
THYDS-2		Demarcation Strip Length:327.8 Thickness:14.3 Tooth Pitch:8.5 Width:33.3
THYDS-3		Demarcation Strip Length:410.2 Thickness:14.2 Left
THYDS-4		Demarcation Strip Length:284.5 Thickness:14.2 Tooth Pitch:8.5 Width:33.3
THYDS-5		Demarcation Strip Length:327.8 Thickness:14.2 Tooth Pitch:8.5 Width:33.3



SEES#	O.E.M.#	DESCRIPTION
THYDS-6		Demarcation Strip Length:410.2 Thickness:14.2 Tooth Pitch:8.5 Width:26 Left
THYDS-7		Demarcation Strip Length:410.2 Thickness:14.2 Width:26 Right
THYDS-8		Demarcation Strip Length:410.2 Thickness:14.2 Tooth Pitch:8.5 Width:26 Right
THYDS-9	L47332245A	DEMARICATION STRIP 410×25×25 MM
THYDS-10	L47332245B	DEMARICATION STRIP 410×25×25 MM
THYDS-53B	L47332153B	DEMARICATION STRIP 15T 127×54MM HOLD PITCH:94MM
THYDS-54A	L47332154A	DEMARICATION STRIP 24T 203×54MM HOLD PITCH:85MM
THYDS-55A	L47332155A	DEMARICATION STRIP 24T 203×32MM HOLD PITCH:85MM

SEES#	O.E.M.#	DESCRIPTION
THIC-1	80016100	Inlet Cover With Holes
THIC-2		Inlet Cover Without Holes
THIC-3		Handrail Inlet,FT845

SEES#	O.E.M.#	DESCRIPTION
THLO-2		Power lock with stop button

SEES#	O.E.M.#	DESCRIPTION
THBEA-3		Thyssen Hollow Shaft Cap



THCH-1



THCH-2



THCH-3



THGS-2



THLI-1



THLI-2



THST-1



THST-2






THST-3

SEES#	O.E.M.#	DESCRIPTION
THCH-1		Thyssen Tension Station Support
THCH-2	1737525800	Reversing Chain, 24-Roller1270MM 24×2Bearing 48/54/56 Rollers
THCH-3	190KN	Step Chain Φ14.63 5×32 75×23 6204

SEES#	O.E.M.#	DESCRIPTION
THGS-2		Thyssen Silder

SEES#	O.E.M.#	DESCRIPTION
THLI-1		Thyssen Lighting Curtain
THLI-2		Thyssen Lamp Clip


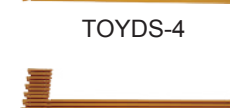

SEES#	O.E.M.#	DESCRIPTION
THST-1		Aluminum Step 1M
THST-2	TJ800DS-A 1705913300	Stainless Steel Step 800MM
THST-3		Sidewalk Pallet



SEES#	O.E.M.#	DESCRIPTION
TOWH-1		Polyurethane Roller $\Phi 75 \times 25$ ID:20
TOWH-2		Iron Hub $\Phi 149 \times 36 \times 6202$ Double Bearing ID:15
TOWH-5		Roller Assembly
TOWH-6		Roller Assembly Old Type
TOWH-7		Roller $70 \times 36 \times 6202$ Double ID:15

SEES#	O.E.M.#	DESCRIPTION
TOCP-1C		Toshiba CombPlate Length:134.4 HoleSpacing:86 Tooth Pitch:8.4 Remark:aluminum Center
TOCP-3R	5P1P5422P1	Toshiba Comb Plate Length:199.5 Height:129.5 Hole Spacing:145 Tooth Pitch:9 Remark:aluminum 22 T
TOCP-3C	5P1P5422P2	Toshiba Comb Plate Length:206 Height:129.5 Hole Spacing:145 Tooth Pitch:9 Remark:aluminum 22 T
TOCP-5A		Toshiba Comb Plate Color:yellow Length:199.7 Hole Spacing:145 Tooth Pitch:8.5 Remark:plastic 22 Teeth
TOCP-5B		Toshiba Comb Plate Color:yellow Length:205.6 Hole Spacing:145 Tooth Pitch:8.5 Remark:plastic 22 Teeth

SEES#	O.E.M.#	DESCRIPTION
TOCP-8		Toshiba Comb Plate Color:yellow Length:202 Hole Spacing:140 Tooth Pitch:9 Remark:plastic 22 Teeth
TOCP-9C		Toshiba Comb Plate Color:yellow Length:101 Hole Spacing:51 Tooth Pitch:8.4 Remark:plastic 12 Teeth
TOCP-13		Toshiba Comb Plate Color:BLACK Length:115 Hole Spacing:65 Tooth Pitch:9.068 Remark:ABS 12 Teeth



SEES#	O.E.M.#	DESCRIPTION
TOCP-14R	5311P1	Toshiba Comb Plate Length:199.5 Hole Spacing:145 Tooth Pitch:9.068 Remark:sidewalk Aluminum Right
TOCP-14C	5311P2	Toshiba Comb Plate Length:204 Hole Spacing:145 Tooth Pitch:9.068 Remark:sidewalk Aluminum Center
TOCP-14L	5311P3	Toshiba Comb Plate Length:199.5 Hole Spacing:145 Tooth Pitch:9.068 Remark:sidewalk Aluminum Left
TOCP-15C	5P1P5171-1	Toshiba Comb Plate Black Length:197.8 Height:152 Hole Spacing:145 Tooth Pitch:9.068 Remark:ABS 22T GTE
TOCP-15L	5P1P5171-2	Toshiba Comb Plate Black Length:203 Height:152 Hole Spacing:145 Tooth Pitch:9.068 Remark:ABS 22T GTE
TOCP-15R	5P1P5171-3	Toshiba Comb Plate Black Length:203 Height:152 Hole Spacing:145 Tooth Pitch:9.068 Remark:ABS 22T GTE

SEES#	O.E.M.#	DESCRIPTION
TOYDS-1	5P1P5582P001	Toshiba Demarcation Striplength:202.6 Width:49.5 Tooth Pitch:9.07
TOYDS-2		Toshiba Demarcation Striplength:290.6 Tooth Pitch:9
TOYDS-3		Toshiba Demarcation StripLength:308.6 Tooth Pitch:9
TOYDS-4		Toshiba Demarcation Strip Length:403.5
TOYDS-5		Toshiba Demarcation Strip Length:404.7
TOYDS-72A	L47332172A	DEMARCATION STRIP 197×47MM 22T
TOYDS-72B	L47332172B	DEMARCATION STRIP 197×47MM 22T
TOYDS-73A	L47332173A	DEMARCATION STRIP 152×47MM 17T
TOYDS-73B	L47332173B	DEMARCATION STRIP 152×47MM 17T
TOYDS-74A	L47332174A	DEMARCATION STRIP 404×27MM
TOYDS-74B	L47332174B	DEMARCATION STRIP 404×27MM
TOYDS-75A	L47332175A	DEMARCATION STRIP 158×33MM 17T
TOYDS-75B	L47332175B	DEMARCATION STRIP 197×32MM 22T
TOYDS-76A	L47332176A	DEMARCATION STRIP 158×33MM 17T





TOBEA-1 TOIC-1 TOIC-2 TOIC-4 TOIC-5 TOIC-6

SEES#	O.E.M.#	DESCRIPTION
TOCH-1	TOBEA-1	Shaft Seat



TOIC-7

SEES#	O.E.M.#	DESCRIPTION
TOCH-1		Handrail tensioning chain



TOIC-8

SEES#	O.E.M.#	DESCRIPTION
TOIC-1	5PSC0005P1	Inlet Cover Color:black Length:132.5
	5PSC0005P2	Width:110.5/80.5 Thickness:3



TOIC-9

TOIC-2	5PSC0005P3	Inlet Cover Color:black Length:132.5
	5PSC0005P4	Width:110.5/80.5 Thickness:3

TOIC-4		Inlet Cover Color:black Length:287 Width:103.5 Thickness:10
--------	--	---

TOIC-5		Inlet Cover Color:black Length:287 Width:103.5 Thickness:10
--------	--	---

TOIC-6		Inlet Cover Color:black Length:287 Width:202 Thickness:10
--------	--	---

TOIC-7		Inlet Cover Color:black Length:287 Width:202 Thickness:10
--------	--	---



TOIC-10

TOIC-8	0215CBJ001	Rubber Inlet
--------	------------	--------------

TOIC-9		Toshiba Rubber Inlet
--------	--	----------------------

TOIC-10		TOSHIBA RUBBER INLET
---------	--	----------------------

TOIC-11		TOSHIBA RUBBER INLET
---------	--	----------------------

TOIC-12		Toshiba Rubber Inlet
---------	--	----------------------



TOIC-11

SEES#	O.E.M.#	DESCRIPTION
TOPP-1		Toshiba Joint Strip

TOPP-2		Toshiba Joint Strip
--------	--	---------------------

TOPP-3		Toshiba Joint Strip
--------	--	---------------------

TOPP-4		Toshiba Joint Strip
--------	--	---------------------

TOPP-5		Toshiba Joint Strip
--------	--	---------------------



TOIC-12




TOPP-1 TOPP-2 TOPP-3 TOPP-4 TOPP-5





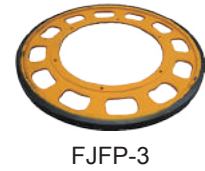

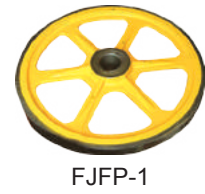

TORP-1 TORP-2 TORP-3 TORP-10 TORP-11

SEES#	O.E.M.#	DESCRIPTION
TORP-1		TOSHIBA Rubber Part
TORP-2		TOSHIBA Rubber Part
TORP-3		TOSHIBA Fixing Part
TORP-10		TOSHIBA Rubber Part
TORP-11		TOSHIBA Rubber Part

SEES#	O.E.M.#	DESCRIPTION
TOST-1		Aluminum Step With Demaraction (Riser Without Demaraction)
TOST-2		Aluminum Step With Demarcation,1001×397×111T
TOST-3	TJ1000DZ-E	Stainless Steel Step





TOST-1 TOST-2 TOST-3



SEES#	O.E.M.#	DESCRIPTION
FJWH-1		Roller $\Phi 75 \times 23.5 \times 6204$ ID:20
FJWH-2		Nylon Hub Roller $\Phi 75 \times 23.5$ ID:20
FJWH-3		Fujitec Pulley OD:32
FJWH-4		Handrail Press Roller $70 \times 75 \times 6004$
FJWH-5		Nylon Aluminum Hub Handrail Roller Black 70×50 6204
FJWH-6		Handrail Press Roller $60 \times 75 \times 6004$

SEES#	O.E.M.#	DESCRIPTION
FJFP-1		Friction Pulley OD:440×35
FJFP-2		Fujitec Friction Pulley 650×30MM
FJFP-3		Fujitec Friction Pulley 650×30MM

SEES#	O.E.M.#	DESCRIPTION
FJCP-1C	0129CAD001	FUJITEC Comb Plate Color:yellow Length:199.4 Hole Spacing:145 Tooth Pitch:9.068 Remark:pc Center
FJCP-1L	0129CAE001	Fujitec Comb Plate Color:yellow Length:202.9 Hole Spacing:145 Tooth Pitch:9.068 Remark:pc Left
FJCP-1R	0129CAF001	Fujitec Comb Plate Color:yellow Length:202.9 Hole Spacing:145 Tooth Pitch:9.068 Remark:pc Right
FJCP-5C	0129CAP001	Fujitec Comb Plate Color:yellow Length:199.4 Hole Spacing:72.5 Tooth Pitch:9.068 Remark:pc Center
FJCP-5L	0129CAR001	Fujitec Comb Plate Color:yellow Length:202.9 Hole Spacing:67.5 Tooth Pitch:9.068 Remark:pc Left
FJCP-5R	0129CAS001	Fujitec Comb Plate Color:yellow Length:202.9 Hole Spacing:65.8 Tooth Pitch:9.068 Remark:pc Right
FJCP-6C		Fujitec Escalator Comb Plate Yellow $199 \times 108 \times 145$ 22Teeth W/O Groove



SEES#	O.E.M.#	DESCRIPTION
FJDIS-1		Fujitec Indicator Panel

SEES#	O.E.M.#	DESCRIPTION
FJYDS-1C	0129CAC001 5P1P5582P001	Demarcation Strip Length:202.6 Tooth Pitch:9.068 Thick Width:49.5 Front
FJYDS-1L	0129CAA001 5P1P5581P001	Demarcation Strip Length:402 Thick Width:109 Left
FJYDS-1R	0129CAB001 5P1P5581P002	Demarcation Strip Length:402 Thick Width:96.6 Right
FJYDS-2L	0129CAA001	Demarcation Strip Length:402.5 Thick Width:109.2 Left
FJYDS-2R	0129CAB001	Demarcation Strip Length:402.5 Thick Width:96 Right
FJYDS-2C	0129CAC001	Demarcation Strip Length:203Thick Width:49.5 Thick:15.6 Toothpitch:9.07 Fron

SEES#	O.E.M.#	DESCRIPTION
FJBEA-1		FUJITEC SLEEVE
FJBEA-2		FUJITEC GLIDING BUSHING

SEES#	O.E.M.#	DESCRIPTION
FJST-1		Aluminum Step
FJST-2		Aluminum Step With Demarcation(Riser Without Demarcation)
FJST-4		Aluminum Step W/O Demarcation Strip
FJST-5		Aluminum Pallet,1000/800mm
FJST-6		Stainless Steel Pallet,1000/800mm



FJCH-1



FJCH-2



FJCH-3



FJCH-4



FJCH-5



LWH-3



LWH-4



LWH-5




LWH-8



LFP-1



LFP-2



FJCH-6



FJCH-7



FJGL-2



FJIC-1R



FJIC-1L



FJIC-2



FJIC-3



FJIC-4

SEES#	O.E.M.#	DESCRIPTION
FJCH-1		Reversing Chain Pitch Line:60 Width:34 Length:1100 Single Fork
FJCH-2		FUJITEC LINK
FJCH-3		Chain Roller 75x23.5 T133.33
FJCH-4		Reversing Chain 19Rollers Cluster
FJCH-5		FUJITEC ESCALATOR STEP CHAIN ESCH-8
FJCH-6		FUJITEC ESCALATOR REVERSING CHAIN
FJCH-7		HANDRAIL TENSION CHAIN,ROLLER 76x60x6004, PITCH 85MM, 8 ROLLER

SEES#	O.E.M.#	DESCRIPTION
FJGL-2		Fujitec Anti-Deflector Plate

SEES#	O.E.M.#	DESCRIPTION
FJIC-1R		Inlet Cover Color:grey Length:371 Width:240 Thickness:125 Remark:right
FJIC-1L		Inlet Cover Color:grey Length:371 Width:240 Thickness:125 Remark:right
FJIC-2		Fujitec Rubber Inlet
FJIC-3		Fujitec Hairbrush
FJIC-4		Inlet Cover




LFP-3



LCP-3R



LCP-3L



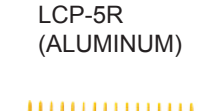
LCP-3M



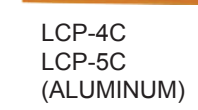
LCP-4L


 LCP-5L
LCP-5L
(ALUMINUM)


LCP-4R


 LCP-5R
LCP-5R
(ALUMINUM)




LCP-4C


 LCP-5C
LCP-5C
(ALUMINUM)



SEES#	O.E.M.#	DESCRIPTION
LWH-3		Roller 80x22x6204 ID:20
LWH-4		HANDRAIL PRESS ROLLER OD:90 ID:64
LWH-5		EBONITE ROLLER OD:70/68 ID:59
LWH-6		Step Roller 80x20x6202
LWH-7		Escalator Roller 70x50x6202
LWH-8		Sigma Escalator Roller 70x60x6202Zx2

SEES#	O.E.M.#	DESCRIPTION
LFP-1		FRICITION RESISTANT STRIP
LFP-2		Friction Pulley 610x35 ID:45 KEYWAY:10
LFP-3		Friction Pulley OD:458x35 ID:45
LFP-4		Friction Pulley DIA:520MM

SEES#	O.E.M.#	DESCRIPTION
LCP-3R		RHS COMB PLATE
LCP-3L		LHS COMB PLATE
LCP-3M		MIDDLE COMB PLATE
LCP-4L	DSA2000168-L	Comb plate YELLOW length:146.4 height:94.5 hole spacing:90 tooth pitch:8 remark:plastic 17T left
LCP-5L	DSA2000168-L (ALUMINUM)	Comb plate YELLOW length:146.4 height:94.5 hole spacing:90 tooth pitch:8 remark:ALUMINUM 17T left.
LCP-4R	DSA2000168-R	Comb plate YELLOW length:146.4 height:94.5 hole spacing:90 tooth pitch:8 remark:plastic 17T right
LCP-5R	DSA2000168-R (ALUMINUM)	Comb plate YELLOW length:146.4 height:94.5 hole spacing:90 tooth pitch:8 remark:ALUMINUM 17T left.
LCP-4C	DSA2000169-M	Comb plate YELLOW length:142.2 height:94.5 hole spacing:90 tooth pitch:8 remark:plastic 17T center
LCP-5C	DSA2000169-M (ALUMINUM)	Comb plate YELLOW length:142.2 height:94.5 hole spacing:90 tooth pitch:8 remark:ALUMINUM 17T left.
LCP-6	DSATO00C319	Sigma comb plate length:206 height:152.6 hole spacing:110 tooth pitch:8.4 remark:aluminum 24T left




SEES#	O.E.M.#	DESCRIPTION
LCP-7	DSATO00C112	Sigma comb plate length:203height:152.6 hole spacing:110 tooth pitch:8.4 remark:aluminum 24T center
LCP-8	DSA2000903	Sigma comb plate length:203height:152.6 hole spacing:110 tooth pitch:8.4 remark:aluminum 24T center
LCP-9	DSATO00C318	Sigma comb plate length:198 height:152.6 hole spacing:110 tooth pitch:8.4 remark:aluminum 23T center
LCP-10	DSA2000905	Sigma comb plate length:206 height:152.6 hole spacing:110 tooth pitch:8.4 remark:aluminum 24T left
LCP-12L		Comb plate color:yellow length:160 height:90 hole spacing:90 tooth pitch:9 remark:plastic 17 teeth left
LCP-12CL		Comb plate color:yellow length:109.4 height:90 hole spacing:90 tooth pitch:9 remark:plastic 12 teeth center short
LCP-12CS		Comb plate color:yellow length:145.4 height:90 hole spacing:90 tooth pitch:9 remark:plastic 16 teeth center long
LCP-12R		Comb plate color:yellow length:160 height:90 hole spacing:90 tooth pitch:9 remark:plastic 17 teeth right
LCP-13R	2LO8298R	AI Escalator comb plate
LCP-13M	2LO8298M	AI Escalator comb plate
LCP-13L	2LO8298L	AI Escalator comb plate
LCP-14C	DSA2001489-M	Comb Plate 202.6×94.4mm 22T ABS Yellow Center
LCP-14L	DSA2001488A-L	Comb Plate 202.6×94.4mm 22T ABS Yellow Left
LCP-14R	DSA2001488B-R	Comb Plate 202.6×94.4mm 22T ABS Yellow Right



SEES#	O.E.M.#	DESCRIPTION
LYDS-1F	H2106211	YELLOW DEMARCATION STRIP FRONT 318×43MM
LYDS-1B	H2106233	DEMARCATON STRIP REAR 411×24MM
LYDS-2R	1L05214-R	YELLOW DEMARCATION STRIP RIGHT 411×25MM
LYDS-2L	1L05214-L	YELLOW DEMARCATION STRIP LEFT 411×25MM
LYDS-3F	2L05913-M	YELLOW DEMARCATION STRIP FRONT 318×40MM 38T
LYDS-3B	2L05914-M	YELLOW DEMARCATION STRIP REAR 318×21.5MM 38T
LYDS-4C	2L09005-MS	YELLOW DEMARCATION STRIP MID 318×43MM 35T
LYDS-5R	DSA3000583B	YELLOW DEMARCATION STRIP RIGHT LENGTH:413MM
LYDS-5L	DSA3000583A	YELLOW DEMARCATION STRIP LEFT LENGTH:413MM
LYDS-20A	L48034020A	DEMARCATON STRIP RIGHT+LEFT 267×24.2MM
LYDS-05A	L48034005A	DEMARCATON STRIP 321×46MM

SEES#	O.E.M.#	DESCRIPTION
LST-1		Aluminum Sigma Step 1000MM
LST-2		Stainless Steel Step
LST-3	XJ100LG-A	Stainless steel PALLET
LST-4	DSA1000354A	Stainless Steel Step 1000MM 358AAL 30 DEGREE
LST-5	DSA1005170	STEP AL 30 DEGREE


SEES#	O.E.M.#	DESCRIPTION
LWS-1		WEARING STRIP 2M/PC
LWS-2		WEARING STRIP 3M/PC




SEES#	O.E.M.#	DESCRIPTION
HYWH-1		Roller 76×22 6203 ID:17
HYWH-2		Driver Wheel 135×34 ID:44.8
HYWH-3	S613C020	Handrail Roller 87×42 6204 ID:20
HYWH-4		Handrail Pulley 135×35 ID:44.8
HYWH-5		76×25×6204

SEES#	O.E.M.#	DESCRIPTION
HYCP-1L	S655B6	Comb Plate Color:yellow Length:154.2 Height:92.2 Remark:plastic 13T 3 Holes Left
HYCP-1C	S655B6	Comb plate color:yellow length:160 height:92.2 Hole distance:105.6 Remark:plastic 17T center
HYCP-1R	S655B6	Comb plate color:yellow length:154.2 height:92.2 Remark:plastic 13T 3 holes left
HYCP-2C	HE655B013H0	Comb Plate 16T Center
HYCP-2R	HE655B013H0	Comb Plate 15T Left
HYCP-2L	HE655B013H0	Comb Plate 15T Right
HYCP-3C		Comb Plate T=9.125 155×92 HD=107MM 17Teeth
HYCP-3L		Comb Plate T=9.125 155×92 HD=80MM 12Teeth
HYCP-3R		Comb Plate T=9.125 155×92 HD=89MM 13Teeth
HYCP-4C	L57312024A	Comb Plate Middle
HYCP-4R	L57312022A	Comb Plate Right
HYCP-4L	L57312023A	Comb Plate Left
HYCP-5L	L57312018A	Comb Plate Left

SEES#	O.E.M.#	DESCRIPTION
HYYDS-1A	HE645B023 HO	Demarcation Strip Length:200 Thick:26 Width:43.4 Tooth Pitch:9.068 Long



SEES#	O.E.M.#	DESCRIPTION
HYYDS-4A	HE645B023 HO	Demarcation Strip Length:155 Tick:26 Width:43.4 Tooth Pitch:9.068 Short
HYYDS-4B	L47331130A	Demarcation Strip Length:411 Thick:18 Width:25 Long
HYYDS-4C	L47332130B	Demarcation Strip Length:402 Thick:18.5 Width:28.8 Short
HYYDS-2L		Demarcation Strip Left
HYYDS-2R		Demarcation Strip Right
HYYDS-3L	L47332130A	Demarcation Strip
HYYDS-3R	L47332130B	Demarcation Strip
HYYDS-4A	H645B028H06	Demarcation Strip C2 H06 22T
HYYDS-4B	H645B028H05	Demarcation Strip C2 H05 24T
HYYDS-4C	H645B028H01	DEMARCATON STRIP C2 H01 14T LENGTH:128MM WIDTH:38MM THICK:15MM
HYYDS-4L	H645B028H02	Demarcation Strip
HYYDS-4R		Demarcation Strip
HYYDS-6A	S645C606H01	Demarcation Strip Right Black 225×25
HYYDS-6B	S645C606H01	Demarcation Strip Left Black 225×25
HYYDS-6C	S645C605H01	Demarcation Strip
HYYDS-7A	645B025H01	Demarcation Strip
HYYDS-8A	L57332061A	Demarcation Strip
HYYDS-8B	L57332103B	Demarcation Strip
HYYDS-9A	L47332121A	DEMARCATON STRIP 1200R 199×47×25MM
HYYDS-9B	S645B032	Demarcation Strip C2H02
HYYDS-9C	S645B032	Demarcation Strip C2H03
HYYDS-9D	S645B032	Demarcation Strip C2H04
HYYDS-9L	L47332115A	Demarcation Strip 1200L
HYYDS-9M	L47332116A	Demarcation Strip 1200M
HYYDS-56A	L57332056A	Demarcation Strip 224×14×27
HYYDS-60A	L57332060A	Demarcation Strip 225×36×14





HYST-1



HYST-2



HYST-3



HYST-3-CLIP



HYTT-1



HYCH-1



HYCH-2

SEES#	O.E.M.#	DESCRIPTION
HYST-1	L42020030A	Stainless Steel Step 1200L L47332131A, 1200R L47332133A
HYST-2		Whole Aluminum Step 800/1000mm 30/35 Degree
HYST-3		Sidewalk Step 1128×140mm
HYST-3-CLIP		CLIP 41×25.8×17.2MM
HYST-4		Hyundai Stainless Steel Step WBT-1200
HYST-5		Hyundai Escalator Step Aluminum 1000×400 30 DEGREE
HYST-6	645B027 V02	Hyundai Escalator Step Aluminum
HYST-7		Stainless Steel Step, 1002MM×409MM 35 DEGREE Black Step Roller 76×25×6204


SEES#	O.E.M.#	DESCRIPTION
HYTR-1		Hyundai Traction Sheave 620×5×12

SEES#	O.E.M.#	DESCRIPTION
HYTT-1	HHT-2000	Hyundai Elevator Test Tool HHT-2000

SEES#	O.E.M.#	DESCRIPTION
HYCH-1		STEP CHAIN
HYCH-2		Step Chain Old Type
HYCH-3		Hyundai Reberse Chain 21 Sections
HYCH-4		Hyundai Chains (Chain+Shafts) S750



SJWH-1



SJWH-2




SJWH-3



SJWH-4




SJWH-5



SJCP-1L



SJCP-1C



SJCP-1R



SJCP-2



SJST-1



SJST-2

SEES#	O.E.M.#	DESCRIPTION
SJWH-1		Roller 100×25×6206 ID:30
SJWH-2		Roller 100×25×6204 ID:20
SJWH-3	F01.FCCCA.0001A	Roller 70×25×6204 ID:20
SJWH-4		Roller 100×25×6204 ID:20
SJWH-5	F4011001	Roller 100×25×6304 ID:20

SEES#	O.E.M.#	DESCRIPTION
SJFP-1		Friction Pulley OD:640

SEES#	O.E.M.#	DESCRIPTION
SJCP-1L	PX12171	SJEC Comb Plate Length:203 Height:150 Hole Spacing:145 Tooth Pitch:9.068 Remark: Aluminum Left
SJCP-1C	PX12161	SJEC Comb Plate Length:200 Height:150 Hole Spacing:145 Tooth Pitch:9.068 Remark: Aluminum Center
SJCP-1R	PX12172	SJEC Comb Plate Length:203 Height:150 Hole Spacing:145 Tooth Pitch:9.068 Remark: Aluminum Right

SJCP-2	F5195002 F5195001 F5195000	SJEC Comb Plate Length:200 Height:118 Hole Spacing:145 22T
--------	----------------------------------	---

SJCP-3		SJEC Plastic Comb Plate Length:200 Height:105 Hole Spacing:145 22T
--------	--	---

SEES#	O.E.M.#	DESCRIPTION
SJST-1		Sidewalk Pallet
SJST-2		Aluminum Step
SJST-3	YJ1000SX-	Stainless Steel Pallet 110teeth
SJST-4	YJ1000SX-	Stainless Steel Pallet 120teeth
SJST-5	F1701038	Alu Step A=800 5deg of plastic inserts, black flat teeth w/o center demarcation




SJIC-1



SJIC-2



SJSW-1



SJBRA-1



SJCH-1



SJYDS-1



SJYDS-2



SJYDS-3

SEES#	O.E.M.#	DESCRIPTION
SJST-6	F1702029	Alu Step A=800 5deg of plastic inserts,silver projected teeth w/o center demarcation
SJST-7		800mm sliver AL Flat teeth
SJST-8		MOVINGWALK Pallet 1098×140mm
SJST-9	G99S01050D002	SJEC STEP 800MM WITH DEMARCTIONS
SEES#	O.E.M.#	DESCRIPTION
SJIC-1		Inlet Cover Color:grey Length:292.9 Width:115/153 Thickness:3
SJIC-2		Inlet Cover Color:black Length:496.4 Width:162/105.8 Thickness:3
SEES#	O.E.M.#	DESCRIPTION
SJSW-1	PR12-4DN	Autonics Pr12-4Dn Inductive Proximity Sensor Input:inductive,Sensing Range:0MM To 4MM;Supply Voltage Range Dc:12V To 24V; Frequency Response Max:500Hz;Sensing Range Max:4MM;Supply Voltage Dc Max:24V
SEES#	O.E.M.#	DESCRIPTION
SJBRA-1	DZT-H	JIANGNAN EXPRESS BRAKE DZT-H 220V 0.3A > =400N
SEES#	O.E.M.#	DESCRIPTION
SJCH-1		Handrail Tension Sheave Chain
SEES#	O.E.M.#	DESCRIPTION
SJYDS-1	X100029	DEMARICATION STRIP, L:403×W:98, YELLOW,LEFT
SJYDS-2	X100029-M	DEMARICATION STRIP, L:204×W:51, YELLOW,CENTER
SJYDS-3	X100029	DEMARICATION STRIP, L:403×W:101, YELLOW,RIGHT



OTBT-1



OTBT-3




OTBT-4




OTBT-5



OTBT-6



OTBT-7
OTBT-7-A111



OTBT-7-A112



OTBT-7-A118



OTBT-7-A311





OTBT-7-A318



OTBT-8

SEES#	O.E.M.#	DESCRIPTION
OTBT-1	XAA323S1C	Button BR27
OTBT-3		T-40 Push Button
OTBT-4		Push Button OTIS 3200
OTBT-5		Push Button BR24
OTBT-6		Push Button BR27
OTBT-7	FAA25090A111	Push Button Red Unpolished A111
OTBT-7-A111		Button, Red Light, Polished Stainless Steel
OTBT-7-A112	FAA25090A112	Push Button Green Lighta112
		Button, Green Light, Polished Stainless Steel
OTBT-7-A113	FAA25090A113	Push Button White Light A113
		Button, White Light, Polished Stainless Steel
OTBT-7-A118	FAA25090A118	Push Button Blue Light A118
		Button, Blue Light, Polished Stainless Steel
OTBT-7-A121	FAA25090A121	Push Button Red Brassa121
		Button, Red Light, Brass Stainless Steel
OTBT-7-A122	FAA25090A122	Push Button Green Brass A122
		Button, Green Light, Brass Stainless Steel
OTBT-7-A123	FAA25090A123	Push Button White Brass A123
		Button, White Light, Brass Stainless Steel
OTBT-7-A128	FAA25090A128	Push Button Blue Brass A128
		Button, Blue Light, Brass Stainless Steel
OTBT-7-A311	FAA25090A311	Push Button Red Unpolished A311
		Button, Red Light, Unpolished Stainless Steel
OTBT-7-A312	FAA25090A312	Push Button Green Unpolished A312
		Button, Green Light, Unpolished Stainless Steel
OTBT-7-A313	FAA25090A313	Push Button White Unpolished A313
		Button, White Light, Unpolished Stainless Steel
OTBT-7-A318	FAA25090A318	Push Button Blue Unpolished A313
		Button, Blue Light, Unpolished Stainless Steel
OTBT-8		Push Button AK-11A
OTBT-8A		Push Button 2V W/Red Led Light With Wire




OTBT-16-ORANGE



OTBT-20



OTBT-21-WHITE



OTBT-21-YELLOE



OTBT-22-3W



OTBT-25

SEES#	O.E.M.#	DESCRIPTION
OTBT-9		Push Button GAK-AB
OTBT-10	DLBAZ355DB3	OTIS Push Button
OTBT-11		Push Button 313 30V
OTBT-12	BR36	Push Button BR36 WITH braille
OTBT-14		Push Button Flat Unpolished
OTBT-15		Push Button BR27 Hairline
OTBT-15-ORANGE		Push Button BR27 Hairline Orange Housing
OTBT-16		Push Button BR27 Mirror
OTBT-16-ORANGE		Push Button BR27 Mirror Orange Housing
OTBT-17		OTIS Push Button BR34C
OTBT-18		Push Button W/Led Light
OTBT-20		Push Button Mtd150
OTBT-21-WHITE		Push Button No Light White Plastic
OTBT-21-YELLOE		Push Button No Light Yellow Plastic
OTBT-22-3W		Push Button With Braille 3-Wire
OTBT-22-4W		Push Button With Braille 4-Wire
OTBT-24		Push Button Special Arrow
OTBT-25	DAA10204B	Push Button Chvf W/O Braille
OTBT-25B		Push Button Chvf With Braille
OTBT-26		OTIS Square Push Button With Braille
OTBT-27		OTIS BR32A Push Button

SEES#	O.E.M.#	DESCRIPTION
OTGS-3		Guide Shoe With Spring
OTGS-4		Guide Shoe 1.75M/S
OTGS-5	456CN	Roller For Guide Shoe Φ95mm
OTGS-6		Cushion For Guide Shoe Insert 148×32×10
OTGS-7		Guide Shoe Insert 145×35×6
OTGS-8		Guide Shoe Insert White 200×25×6



OTBT-26



OTBT-27



OTGS-5



OTGS-6



OTGS-7



OTGS-8



OTGS-19



OTGS-20



OTGS-21



OTGS-22



OTGS-23



OTGS-26



OTGS-28



OTGS-31



OTGS-32



OTGS-35

SEES#	O.E.M.#	DESCRIPTION
OTGS-9		Guide Shoe Insert
OTGS-12	DY06261Y	Guide Shoe Groove 150×48 With Spring In The Seat
OTGS-13	DY06261Y	Counterweight Guide Shoe GROOVE:150×48
OTGS-14		Roller For Guide Shoe 114×36×6203
OTGS-15		Roller For Guide Shoe 160×30×6203 Id:17
OTGS-16		Roller For Guide Shoe 114×36×6202 With Shaft
OTGS-17		Roller For Guide Shoe 76×21.5×6203
OTGS-18		Roller For Guide Shoe Polyurethane(Pu) 76×21×6203
OTGS-19		Guide Shoe Insert 98×32×10
OTGS-20		Triad Guide Shoe Insert Black 200×25×6
OTGS-21		Triad Guide Shoe Insert 200×30×6
OTGS-22		Triad Guide Shoe Insert One:215×42×4 Two:203×47×4
OTGS-23	456CL	Guide Shoe Roller Φ200mm
OTGS-24	456CM	Guide Shoe Roller Φ125mm
OTGS-25		Roller Guide Shoe 76MM 14K
OTGS-26		Guide Shoe Insert 200×20×6 Black
OTGS-27		Guide Piece 92×35×8
OTGS-28		Guide Shoe Insert 150×20×6
OTGS-30	TO380Y3	Guide Shoe A=16T45
OTGS-31		Guide Shoe Insert 99×22×8
OTGS-32		Guide Shoe Insert 100×25×30 16MM
OTGS-33-10		Guide Shoe Insert 100×30×28 10MM
OTGS-33-16		Guide Shoe Insert 100×30×28 16MM
OTGS-35		Guide Shoe Insert 150×35×16
OTGS-36		Guide Shoe Insert Iron Back 150×35×10
OTGS-37		Guide Shoe Insert 180×26×36 17MM
OTGS-38		Guide Shoe Insert 200×35×6
OTGS-39		Guide Shoe Insert 200×35×16



OTGS-36



OTGS-37



OTGS-38




OTGS-42




OTDS-2



OTDS-5



OTDS-6



OTDV-3




OTDV-4




OTDV-5



OTDV-6



OTDV-7



OTDV-7A



OTHR-1

SEES#	O.E.M.#	DESCRIPTION
OTGS-40	T0380J2	Guide Shoe Insert 200×45×4
OTGS-42	14-KAA24180A	Roller Guide Car Φ125mm
OTGS-42W		Roller For Guide Φ125mm
OTGS-43		Guide Shor

SEES#	O.E.M.#	DESCRIPTION
OTDS-1		Slide(White Small Sheet Iron)
OTDS-2		Door Slider Canvas 80/50×35×12
OTDS-3		Door Slider Plastic 80/50×35×12
OTDS-4		Door Slider 76×15×12.5
OTDS-5		Door Slider 70×12
OTDS-6		Door Slider 200×40×76×13
OTDS-7	FAA470E	Door Slider Slot 2.67MM 51×13×13

SEES#	O.E.M.#	DESCRIPTION
OTDV-3		Door Vane
OTDV-4		Roller For Door Vane 30×8 ID:6 6G-M8
OTDV-5		Roller For Door Vane 37×20 ID:12
OTDV-6		Door Vane
OTDV-7		Door Bane 3100II
OTDV-7A		Door Bane 3100II 262×305×69

SEES#	O.E.M.#	DESCRIPTION
OTHR-1		Hanger Roller 86×20×6204 ID:20MM
OTHR-2		Hanger Roller 90×18
OTHR-3		Hanger Roller



OTHR-2



OTHR-3



OTHR-4



OTHR-5



OTHR-7



OTHR-8



OTHR-10



OTWH-1



OTSW-1



OTSW-2



OTSW-3



OTSW-4



OTSW-7



OTSW-8




OTSW-11



OTSW-12

SEES#	O.E.M.#	DESCRIPTION
OTHR-4	XAA520C1	The Roller Of Door Hangs Φ84
OTHR-5	FAA5394A50	3100II Hanger Roller 65×16 ID:10MM
OTHR-6		Iron Hanger Roller OD=65MM ID:8MM
OTHR-7		Door Belt Tension Roller OD1=36.5CM OD2=6CM
OTHR-8		XIZI OTIS Hanger Roller 74×13×6203 SCREW
OTHR-9		Hanger Roller 48×14 eccentric M10
OTHR-10		Hanger Roller 76×20MM Made In Spain
OTHR-11	FOB2215Z691	OTIS Hanger Roller 70×15With Shaft And Hardware
OTHR-12	FAA198AC1	OTIS Roller Used For AT120 Door Motor
OTWH-1		Sheave Φ140×20

SEES#	O.E.M.#	DESCRIPTION
OTSW-1	A6098B11	Mechanical Switch
OTSW-2	A6098B15	Mechanical Switch
OTSW-3	A6098B3	Mechanical Switch
OTSW-4	A6098B7	Mechanical Switch
OTSW-5	XAA177AP1	Switch LX29
OTSW-6		Usk Switch
OTSW-7	XAA177BL1	Safety Block Switch QM-S3-1372
OTSW-8	XAA177BV2	Switch Z-15GQ22-B
OTSW-9		Switch PB78
OTSW-10		Speed Limiting Switch EL-1375
OTSW-11	XAA177H2	Switch LX28
OTSW-12		Limit Switch
OTSW-13		Limit Switch
OTSW-14	J06098E5	6098 Mechanical Switch
OTSW-16	SDK 716-1	SDK 716-1 Combined Switch
OTSW-17	SDK 716-2	SDK 716-2 Combined Switch



OTSW-13




OTSW-14



OTSW-16



OTSW-17



OTSW-18 OTSW-19 OTSW-20 OTSW-21 OTSW-22 OTSW-24L



OTSW-24R



OTSW-25



OTSW-29-1 OTSW-29-3



OTSW-30



OTSW-31 OTSW-32



OTSW-34




OTSW-35



OTSW-36

SEES#	O.E.M.#	DESCRIPTION
OTSW-18	SDK 716-3	SDK 716-3 Combined Switch
OTSW-19	SDK 716-4	SDK 716-4 Combined Switch
OTSW-20	SDK-740 40A	SDK-740 40A Host Command Switch
OTSW-21		PB78 Landing Door Switch White
OTSW-22	6098D1	Mechanical Switch
OTSW-23	6098D3	Mechanical Switch
OTSW-24L	TAA177AH1	Switch
OTSW-24R	TAA177AH2	Switch
OTSW-25	MK01-A	Contacts Black
OTSW-29-1	DAA629F1	Inductor Switch Red DC 10V-30V
OTSW-29-3	DAA629F3	Inductor Switch Red DC 10V-30V
OTSW-30		TURCK SWITCH NI75U-CP80-VP4X2
OTSW-31	XAA177A1	LIMIT SWITCH(D4N-4132,1NC/1NO)(TR236-11Z)
OTSW-32	TS236-11Z	Limit Switch Normal Open/Normal Close
OTSW-34	GAA177-123	Limit Switch
OTSW-35	D2VW-01-2MS	Brake Switch
OTSW-36	AZD-S11	Switch

SEES#	O.E.M.#	DESCRIPTION
OTLO-1	XAA431Z1	Electric Switch Lock DS-4 For Cop
OTLO-2	XAA431AB2	Triangle Lock Left/Right
OTLO-2K		Triangle Key
OTLO-4		The Passive Door Lock
OTLO-5		XIZI OTIS PB123 Side Contact Door Lock Door Lock Switch
OTLO-6		Mandril For Door Lock
OTLO-7	XAA431R1	161 Door Lock
OTLO-8	XAA23400A1	Spread To Move To Roll Over Bearings(Put A Pole Do)
OTLO-9		Roller For Door Lock 52×50×6201 ID:12



OTLO-2K OTLO-5 OTLO-6 OTLO-9



OTLO-10 OTLO-12 OTLO-13 OTLO-15 OTLO-16

SEES#	O.E.M.#	DESCRIPTION
OTLO-10		Wheel For Door Lock for GS09 37×20 ID:12
OTLO-12		LOCK
OTLO-13		Door Lock GS09(PB47)
OTLO-15		Door Lock Contact White
OTLO-16		3100 Door Hook Lock
OTLO-17		Anit-Pull-Open Device
OTLO-18		Otis Hanger Assy



ODO-3A-1 ODO-5 ODO-6 ODO-7-1


SEES#	O.E.M.#	DESCRIPTION
ODO-3A-1		Clamp Collar For 1/2" #8-32*1/2 Clamp Collar
ODO-5		Skate Roller1-5/8 456C1 SEE 37.58/28.48×41.18 ID:18.95
ODO-6		Skate Roller With Bushing 1 5/32
ODO-7-1		Skate Roller With Bushing 1-9/32"L
ODO-30		Contact Base GS09 Door Lock
ODO-32-1		Base,Interlock Switch
ODO-59-1		Crank Lever,Rh Casting Machined
ODO-65-1		Shim Plated With Hold



ODO-30 ODO-32-1



ODO-59-1



ODO-65-1



OTSS-3



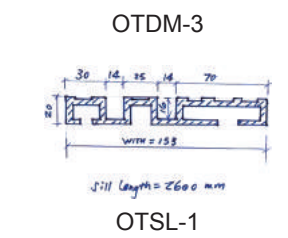





OTSS-4 OTSS-5 OTSS-6 OTSS-7 OTSS-8 OTSS-9

SEES#	O.E.M.#	DESCRIPTION
OTSS-3	XAA177AZ4	Photo Sensor
OTSS-4	XAA177DB1	PHOTO SENSOR SSGD-1L (NC)
OTSS-5		MPS-1600-OTIS
OTSS-6	XBA24590G02	Omron E3jk-5 Photo Electric Switch E3JK-5DM2 AND E3JK-5L
OTSS-7	DAA621BV1	Photo Sensor Ssgd-1H(ND)
OTSS-8	GAA621BV1	Regulaton
OTSS-9	GAA22439E12	Leveling Sensor



SEES#	O.E.M.#	DESCRIPTION
OTSS-10A	DAA177AX2	SPEED SENSOR SLD2-12GM-WH1A
OTSS-11	GAA177GZ1	Pressure Sensor Fp-A1 Pnp 5M;616.0000.539
SEES#	O.E.M.#	DESCRIPTION
OTHOP-1		HOP COVER
OTHOP-2		HOP COVER
SEES#	O.E.M.#	DESCRIPTION
OTBEL-3		Electric Bell SCF-75TH AC220V/8W
OTBEL-4		Electric Bell VCE4-75TH DC12V/8W
SEES#	O.E.M.#	DESCRIPTION
OTBE-3	XAA717H2	1460 TRIANGLE LEATHER BELTS
OTBE-4		Steel Belt
OTBE-7		Door Belt
OTBE-8	FAA149BK1	Door Belt Clip
OTBE-9	FAA717A1	DOOR BELT W=60MM
OTBE-10	FAA717A1	Door Belt W=20MM TEETH=8MM MARTEXWELL RPP8M-20
OTBE-11	GAA717E1	Timing Belt L=1960MM
SEES#	O.E.M.#	DESCRIPTION
OTLC-1	XAA24591D1	CEDES LIGHT CURTAIN
SEES#	O.E.M.#	DESCRIPTION
OTBRA-4	TAB330AJ1	BRAKE COIL
SEES#	O.E.M.#	DESCRIPTION
OTCOD-1	AAA633L1	ENCODER
OTCOD-2	FAA633B2	ENCODER
OTCOD-3	FAA633B1	DOOR ENCODER
OTCOD-4	AAA633Z1	ERN 461 3600PPR 56S15-4G INCREMENTAL ENCODER
SEES#	O.E.M.#	DESCRIPTION
OTF-4		BRA FAN
OTF-5		BRB ROUND FAN 220V 45W 300MM



SEES#	O.E.M.#	DESCRIPTION
OTDC-1	GBA24350BH1	DOOR CONTROL BOX
OTDC-2	GBA24350AW11	DOOR CONTROL BOX BLUE PLASTIC BOX
OTDC-3	GHA24350BD11	DOOR CONTROL BOX DCSS VE STEEL BOX
OTDC-4	GFA24350AW1	DOOR CONTROL BOX DCSS IV
SEES#	O.E.M.#	DESCRIPTION
OTDM-1		DOOR MOTOR KAG AT120
OTDM-2	XAA20500H1	DOOR MOTOR XRDS-80J1 80W DC110V/1.1A
OTDM-3	FBA24350BC1	DOOR MOTOR DO 2000
SEES#	O.E.M.#	DESCRIPTION
OTSL-1		Aluminum Double-Groove Sill
OTSL-2		OTIS Landing Sill Casting Iron L=2.6M W=153MM
SEES#	O.E.M.#	DESCRIPTION
OTOC-1	XAA349C1	OIL CAN SQUARE
OTOC-2	XAA349C2	OIL CAN CIRCLE
SEES#	O.E.M.#	DESCRIPTION
OTPIB-1		Pit Inspection Box
OTPIB-2		Pit Inspection Box
OTPIB-3		Car Top Inspection Box Gen 2
OTPIB-4		Light For Car Top Inspection Box Gen 2
OTPIB-5		Pit Inspection Box
OTPIB-6		Pit Inspection Box
OTPIB-7		Pit Inspection Box (OLD VERSION)
OTPIB-8		Pit Inspection Box (NEW VERSION)



OTPL-1



OTPL-2



OTTB-1



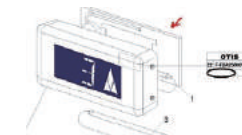
OTTB-2



OTDIS-12




OTDIS-13



OTDIS-14



OTDIS-15



OTDIS-30




OTCOP-2




OTCOP-3

SEES#	O.E.M.#	DESCRIPTION
OTPL-1		Metal Overhaul Plug
OTPL-2		Overhaul Plug



OTCOP-4

SEES#	O.E.M.#	DESCRIPTION
OTTB-1	FAA21700F1 ABA21700X1	Traction Belt Detection Device 3Belts
OTTB-2	FAA21700F2 ABA21700X2	Traction Belt Detection Device 5Belts




OTCOP-5




OTCOP-6

SEES#	O.E.M.#	DESCRIPTION
OTCOP-2		Cop Display Single 8 Display
OTCOP-3		Cop Display Double 8 Display
OTCOP-4	HR DAA25140NNN14 GCA25005B1	Rs14 Cop Address Board
OTCOP-5	XAA23550B3	Cop Display For Hp1
OTCOP-6		Switch Box Operation Panel



OTDIS-2

SEES#	O.E.M.#	DESCRIPTION
OTDIS-1	AAA23750AAB00-3	Large Lcd Screen
OTDIS-2	XAA25140AAB201	Single 8 Display For Cop
OTDIS-3	XAA25140AAB202	Double 8 Display For Cop
OTDIS-4	XAA25140AAD002	Single 8 Display For Hop
OTDIS-5	XAA25140AB1	Single 8 Display(3-In-1) For Cop
OTDIS-6	XAA25140AB2	DOUBLE8 DISPLAY(3-IN-1) FOR COP
OTDIS-7		Dark Brown Glass Xhw Of Cop
OTDIS-8		Dark Brown Glass Of Hop
OTDIS-10	HPI JOB6840BA1	Double 8 Display
OTDIS-11	XAA23550B4	Double 8 Display



OTDIS-10



OTDIS-11



OTDIS-31



OTDIS-34

SEES#	O.E.M.#	DESCRIPTION
OTDIS-12	XAA23550B3	Single 8 Display
OTDIS-13	XBA23550B1	TWINS
OTDIS-14	HPI13 F-FBA23600V1	HPI DISPLAY
OTDIS-15		4.3Cun Display
OTDIS-16	XBA25140AB4	Otis Display
OTDIS-30	JAA25140AAC 126	Double Figure Landing Display
OTDIS-31	JAA25140AAD102	Double Figure Landing Display
OTDIS-32	JAA00629AAB001	Display
OTDIS-33	JAA26801AA00(1)	Nippon Display
OTDIS-34	DAA26800G1	Display
OTDIS-35	DAA25140NNN1	Display English
OTDIS-36	A3N41283	Display
OTDIS-37	A3N41332 EMA610C1	Display
OTDIS-38	FAA25100K	Display



OTTT-1



OTTT-2



OTTT-3





OTTT-4




OTTT-5

SEES#	O.E.M.#	DESCRIPTION
OTTT-1	GAA21750S1	Elevator Service Tool,Can Not Read GeCb Info No Time Limit
OTTT-2	GAA21750AK2	GeCb li Elevator Service Tool,Can Read GeCb Info But Can Not Change GeCb No Time Limit
OTTT-3	GAA21750AK	GeCb li Elevator Service Tool,Can Read And Change GeCb Info No 65000 Times Limit
OTTT-4	GAA21750AK	GeCb li Elevator Service Tool,Can Read And Change GeCb Info But 65000 Times Limit
OTTT-5		1 st Generation Elevator Service Tool
OTTT-6		OTIS Decoderread Password Only




OTPCB-9



OTPCB-10



OTPCB-11



OTPCB-12



OTPCB-13



OTPCB-16



OTPCB-19



OTPCB-21




OTPCB-22

SEES#	O.E.M.#	DESCRIPTION
OTPCB-1	GFA21240D10	LCB_II PCB
OTPCB-2	GCA26800KA10	TCBC
OTPCB-3	B9693AE1	RSEB
OTPCB-4	ABA26800ABL	ASSY-ABA26800ABL
OTPCB-5	ABA26800XU	ASSY-ABA26800XU HAVE MANY VERSION
OTPCB-6	ACA26800VA_VB	VF UNIFORM BOARD
OTPCB-7	JFA26801AAF002	PCB LMCSS-MCB
OTPCB-8	GHA21270A1	PCB
OTPCB-9	LMCB	LMCB V2.0 PCB
OTPCB-10	JFA28801AAF001	PCB LMCSS-MCB
OTPCB-11	LPB2	TL-LPB-V2.2 PCB
OTPCB-12	26800AY5	ASSY:GECB-AP
OTPCB-13	GCA21270A1	RCB II
OTPCB-14	SOM	RCB II
OTPCB-15	VFB	RCB II
OTPCB-16	RV33-4NV	SAFEWAY INVERTER MOTHERBOARD
OTPCB-17	9693J1	ANTI-INTERFERENCE PLATE
OTPCB-19	GEA23550D1	RS-5 PCB
OTPCB-21	GDA21240D	MOTION CONTROL BOARD
OTPCB-22	ADA26800MB1	Inverter Drive Board
OTPCB-23	GDA26800KA1-61	PCB TCBC
OTPCB-24	GBA25005C	RS18 Communication Board
OTPCB-25	JOB684OKD 2	DRIVE CARD
OTPCB-26	DAA26800G2	PC BOARD
OTPCB-27	STN700 V1.1	BLUE LIGHT DISPLAY
OTPCB-28	JO 8460 JV	POWER SUPPLY BOARD
OTPCB-29	GEA21270A1	RCB-II BOARD
OTPCB-30	GAA26800AR2	ECB BOARD
OTPCB-31	GGA21270A1/2	RCB-II BOARD




OTPCB-23




OTPCB-24



OTPCB-26



OTPCB-28




OTPCB-29



OTPCB-31



OTPCB-40



OTPCB-42



OTPCB-43



OTPCB-44



OTPCB-45




OTPCB-46



OTPCB-48




OTPCB-50



OTPCB-51


SEES#	O.E.M.#	DESCRIPTION
OTPCB-32	JGA26801AAF	COCO-MCB
OTPCB-33	GEA26800AL	SOM II BOARD
OTPCB-34	GAA26800KM1	INSPECTION BOARD SPBC-II ABNORMAL CONDITION
OTPCB-35	GDA26800KA2	TCBC BOARD
OTPCB-36	ACA26800AKT1	GDCB Uniform Board
OTPCB-37	GBA26803B1	RSFF BOARD
OTPCB-38	ADA26800MB1	OVF30 DRIVE BOARD
OTPCB-39	GCA26800KF2	MCB-III PC BOARD
OTPCB-40	A9693C4 RS4	RS4 DISPLAY BOARD
OTPCB-41	GDA25005B1	RS14 PC BOARD
OTPCB-42	GEA26800AL2	SOM BOARD
OTPCB-43	JCA26807BAN306	Inverter Drive Board
OTPCB-44	GAA26800KB1	SPBC BOARD
OTPCB-45	A9693D2	OTIS G SERIAL G 01
OTPCB-46	JAA26805AAA001	OTIS IMPORTED DOOR MACHINE DISS CONTROL BOARD
OTPCB-48	DAA26800Y1-LF	Escalator GECB BOARD
OTPCB-49	B9693MB1	DISS OC BOARD
OTPCB-50	GAA26800KN1	OVF20CR PC BOARD
OTPCB-51	GCA26800J	GEN2 PC BOARD
OTPCB-52	GBA26800J5	OVF20 DRIVE PC BOARD
OTPCB-53	GAA26810A2	WWPDB
OTPCB-54	GCA26800H2	MCB II PC BOARD
OTPCB-55	GCA26800KF1	MCB III PC BOARD
OTPCB-56	GCA26800KG4	OTIS OVF-20CR Mainboard
OTPCB-57	GDA26800H1	OVF20 Inverter Main Board
OTPCB-58	GDA26800J1	OVF20 INVERTER DRIVE BOARD
OTPCB-59	ABA26800XU2	OTIS DRIVE BOARD
OTPCB-60	JBA26801AAH105	PC BOARD



OTPCB-52




OTPCB-53




OTPCB-54




OTPCB-55



OTPCB-56



OTPCB-57




OTPCB-58




OTPCB-59




OTPCB-60




OTPCB-62



OTPCB-63



OTPCB-66




OTPCB-67



OTPCB-70




OTPCB-71



OTPCB-72



OTPCB-74



OTPCB-75



OTPCB-77



OTPCB-78




OTPCB-80



OTPCB-80A




OTPCB-81



OTPCB-83




OTPCB-84



OTPCB-85



OTPCB-86



OTPCB-87



OTPCB-88



OTPCB-89



OTPCB-90



OTPCB-92



OTPCB-93



OTPCB-98



OTPCB-107




OTPCB-109



OTPCB-110



OTPCB-111




OTPCB-112




OTPCB-113



OTPCB-118




OTPCB-119




OTPCB-120




OTPCB-121




OTPCB-123



OTPCB-99




OTPCB-100



OTPCB-101



OTPCB-102



OTPCB-105




OTPCB-106

SEES#	O.E.M.#	DESCRIPTION
OTPCB-61	LB-C9673T3	SINGLE LB BOARD
OTPCB-62	GBA21230F1	LB II PC BOARD
OTPCB-63	GBA26800KJ1	LWB-II WEIGHING/BEARING PLATE
OTPCB-64	ADA26800TH1	PC BOARD
OTPCB-65	ADA26800TV1	PC BOARD
OTPCB-66	AMCB2	MOTION CONTROL BOARD
OTPCB-67	DAA26800J	RS32 ADDRESS BOARD
OTPCB-68	FAA25402AB1	Top Terminal Board
OTPCB-69	G2A26800KS1	
OTPCB-70	GAA25005D1	HBB ADDRESS BOARD
OTPCB-71	GAA26800KP1	OVF20CR POWER BOARD
OTPCB-72	JCA26801AAJ001	RCP1 SMALL BOARD
OTPCB-73	J06840KD2	
OTPCB-74	JO6840KE15	DRIVE BOARD
OTPCB-75	JO6840PM3	TOEC60 Inverter Main Board
OTPCB-77	NAA20412AAA0	Elevator Serial Terminal Board
OTPCB-78	XBA610AK2	RS5-3 Communication Board
OTPCB-79	OMA4351AEN	RS14-3
OTPCB-80	B9693C2	RS3 PC BOARD
OTPCB-80A	B9693C3	RS3 PC BOARD
OTPCB-81	SOM-A9693F1	OTIS SOM Circuit Board
OTPCB-83	NDA20401AAA00	LCB-II PC BOARD
OTPCB-84	GBA26800KJ2	LWB II PC BOARD
OTPCB-85	GEA26800BA2	PC BOARD
OTPCB-86	FAA24350BK1	AT120 DOOR BOX
OTPCB-87	ACA26800HJ1	ELEVATOR PC BOARD
OTPCB-88	GCA26800KV7	OVF20CR Inverter Main Board
OTPCB-89	GOA9687AM2	LVCT Capacitance Plate
OTPCB-90	DBA26800J1	RS32 PC BOARD
OTPCB-91	XBA26201Y	MAIN BOARD CMP2B-60CDR-D-CH
OTPCB-92	GAA26800LC3	GECB_EN PC BOARD
OTPCB-93	GBA26800KX1	SPBC-III PC BOARD


SEES#	O.E.M.#	DESCRIPTION
OTPCB-94	9693J1	Terminal Anti-Interference Board
OTPCB-95	B9693MG	ADISS PC BOARD
OTPCB-96	ABA26800GN1	E411 Elevator Communication Board
OTPCB-97	OMA4351AJH	PUSH BUTTON BOARD
OTPCB-98	AS.T005	AS.T005 MAIN BOARD
OTPCB-99	AS.T014	AS.T014 PG CARD
OTPCB-100	KAA26800ABB6 AEA26800AML2	GECB PC BOARD
OTPCB-101	BRDS	BRDS RESISTANCE DOOR BOARD
OTPCB-102	DAA610F	EG-SW PC BOARD FOR BRAKE G2D90FC WITH RELAY ELEVATOR PCB BOARD
OTPCB-105	GAA26800L1	PB-II INVERTER PCB
OTPCB-106	GBA26800LC2	GECB_EN PC BOARD
OTPCB-107	GAA26800NB1/2	SPCB-II Emergency Board
OTPCB-108	JBA26807BZL15	PC BOARD
OTPCB-109	RV33	OTIS DRIVE PCB
OTPCB-110	GBA26800LB1	OTIS CONTROL BOARD
OTPCB-111	FAA25005A	ELEVATOR CALL BOARD
OTPCB-112	KAA24350AAB	DCD-23 DSI# DOOR BOARD
OTPCB-113	ACA26800XB	LIGHT CURTAIN POWER CONTROL BOARD
OTPCB-114	JFA26801AAF002	OTIS PCB LMCS-MCB BOARD
OTPCB-116	GAA26800LJ7	GECB PC BOARD
OTPCB-119	GCA25005	OTIS RS11 REMOTE STATION PCB
OTPCB-120	GBA26800LC7	OTIS 2007PCB
OTPCB-121	GCA26800KX1	SPBC-III PC BOARD
OTPCB-122	XAA23550B3	OTIS PCB XTD7019A V1.5 060406
OTPCB-123	AEG02C267A	DPP-131 DRIVE PC BOARD
OTPCB-124	N62P10005 J06840GF / J0438DE1	OTIS PCB LIFT SPEED 1.5M/1.75M
OTPCB-125	DB2BS	OTIS POWER PCB
OTPCB-127	TWE-T3A	TWE-T3A INSTEAD OF LB B9673T
OTPCB-128	GHA21270A	RCB-II PC BOARD
OTPCB-129	GAA26800LC2	GECB-EN MAIN BOARD
OTPCB-130	AEA26800AKT2	GDCB INVERTER BOARD




OTPCB-124




OTPCB-127




OTPCB-128



OTPCB-129




OTPCB-130



SEES#	O.E.M.#	DESCRIPTION
MIBT-1	J-M5497-01	SPVF ELEVATOR PUSH BUTTON
MIBT-2	D51.31A	D51.31A SERIES PUSH BUTTON
MIBT-3		GPS LHB-007 SINGLE PUSH BUTTON
MIBT-3D	LHB-008	GPS LHB-008 DOUBLE PUSH BUTTON
MIBT-4	LHB-005	GPS LHB-005 SINGLE PUSH BUTTON
MIBT-4D	LHB-006	GPS LHB-006 DOUBLE PUSH BUTTON
MIBT-5		DA160 PUSH BUTTON 12V 24V
MIBT-6	DA211G02	HOPE PUSH BUTTON 12V 24V
MIBT-7	DA211B102	PUSH BUTTON
MIBT-10	LHB-051A	PUSH BUTTON
MIBT-11D	LHB-055A G02	MRL PUSH BUTTON
MIBT-11E	LHB-058A	MRL PUSH BUTTON
MIBT-11F	LHB-056A	MRL PUSH BUTTON

SEES#	O.E.M.#	DESCRIPTION
MIGS-1	YA136B736G15	The Head Of Guide Shoe For CW OX847W
MIGS-2	YA014B847G01	GUIDE SHOE FOR CAR
MIGS-3	YA141B237G03	HIGH SPEED GUIDE SHOE 2.5M/S
MIGS-5		SLIDING GUIDE SHOE 16MM
MIGS-6		Guide Shoe
MIGS-7	YS047C168-01	Guide Shoe Insert 120MM×28MM×9MM
MIGS-8	YS047C168-02	Guide Shoe Insert 120MM×28MM×16MM
MIGS-9		Roller For Guide Shoe 80×26.5×6203 ID:17
MIGS-10		3 In1 Guide Shoe Insert ONE 230×35×9 TWO 230×30×9
MIGS-11		3 In1 Guide Shoe Insert ONE 230×35×9.5 TWO 230×30×9.5
MIGS-12		Roller Guide Shoe With Spring
MIGS-13		Guide Shoe Roller 195×38×6003 Double Breaing
MIGS-14		Guide Shoe Roller 113×32×6203



SEES#	O.E.M.#	DESCRIPTION
MIGS-15		Guide Shoe Roller OD:76MM 6203
MIGS-16		Guide Shoe Lining 120×29×13

SEES#	O.E.M.#	DESCRIPTION
MIHR-6		
MIHR-7		
MIHR-8		
MIHR-1	YA052C703G01	Hanger Roller OD=56MM BREAING:6201
MIHR-2	YA006C621G01	Hanger Roller OD=72MM BREAING:6202
MIHR-3		Nut
MIHR-4	YA052C703G01	Hanger Roller With Collar 56×14×6201
MIHR-5		Car Door Under Roller 40×12 6G-M8
MIHR-6		Under Hanger Roller 24×10 6G-M8
MIHR-7	YA052C703G01	Hanger Roller With Shaft 56×14×6201 shaft M10
MIHR-8		Cargo Lift Hanger Roller 84×18×6204

SEES#	O.E.M.#	DESCRIPTION
MIWH-1		GUIDE SHEAVE
MIWH-2		GUIDE SHEAVE 90×11×6200Z
MIWH-3		Nylon Sheave Φ60
MIWH-9		Sheave Roller 90×11×6200RS
MIWH-11		Sheave Aluminum Φ128×14
MIPS-1		Oaneling Sheave New 24×10 6G-M8

SEES#	O.E.M.#	DESCRIPTION
MIDV-1		Door Vane Roller 46×13×12
MIDV-2	D254000	Door Vane
MIDV-3		Door Vane For Passenger Lift
MIDV-4		Door Vane For Cargo Lift
MISDV-1		
MISDV-2	SLH161-08	Door Vane Cargo Lift





MICOD-5



MICOD-6



MICT-1



MICT-2



MICT-3



MICT-4


SEES#	O.E.M.#	DESCRIPTION
MIDOP-1		Door Operator Part-Shorter Version
MIDOP-2		Door Operator Part-Longer Version

SEES#	O.E.M.#	DESCRIPTION
MIBE-1	YA209C301	STS BELT 150S5M3280
MIBE-2		STS BELT 150S5M2980

SEES#	O.E.M.#	DESCRIPTION
MICOD-1	X65AC-01	ENCODER
MICOD-2	X65AC-31	ENCODER Import
MICOD-3	X65AC-31	47H-8192-5MD ENCODER MADE IN CHINA
MICOD-4	X65AE-01	ENCODER
MICOD-5	PKT1045-512-J30F	ROTARY ENCODER
MICOD-6	X65AC-22	ENCODER SBH-4096-6MD

SEES#	O.E.M.#	DESCRIPTION
MICT-1	SD-N50	SD-N50 CONTACT for GPS
MICT-2	SD-N35	SD-N35 CONTACTOR
MICT-3	S-K20	S-K20 MAGNETIC CONTACTOR
MICT-4	S-T21	S-T21 CONTACTOR Replace S-N21
MICT-5	SD-T21	SD-T21 CONTACTOR Replace SD-N21
MICT-6	SD-T35	SD-T35 CONTACTOR Replace SD-N35
MICT-7	S-N35	CONTACTOR

SEES#	O.E.M.#	DESCRIPTION
MIEP-2		Silicon Controller



MIDGP-1



MIDD-1



MIDD-2



MIDRC-1



MIDRC-3



MIDRC-4



MIDRC-5

SEES#	O.E.M.#	DESCRIPTION
MIEP-3	F726201 RM50TC-2H	Silicon Controller
MIEP-4		Silicon Controller
MIEP-5		CAPACITANCE 400VDC 1200μF

SEES#	O.E.M.#	DESCRIPTION
MIDH-1		LANDING DOOR HANGER
MIDH-2		CAR DOOR HANGER

SEES#	O.E.M.#	DESCRIPTION
MIDGP-1		GUIDING PULLEY 1370MM
MIDD-1		DOOR DROP 800MM
MIDD-2		DOOR DROP 1000MM


SEES#	O.E.M.#	DESCRIPTION
MIDRC-1		DOOR RELATING CABLE 700MM
MIDRC-2		DOOR RELATING CABLE 800MM
MIDRC-3		DOOR RELATING CABLE 800MM
MIDRC-4		DOOR RELATING CABLE 900MM
MIDRC-5		DOOR RELATING CABLE 1000MM
MIDRC-6		DOOR RELATING CABLE 1100MM

SEES#	O.E.M.#	DESCRIPTION
MIDS-1	YA098C118G01	DOOR SLIDER



MIDRC-6

MIDS-1



SEES#	O.E.M.#	DESCRIPTION
MIF-1	ZFB9B110	FAN 110V
MIF-2	ZFB9B220	FAN 220V
MIF-3	ZQF-330	ZQF-330 FAN 220V
MIF-4	FB-25D	FB-25D CABIN FAN




SEES#	O.E.M.#	DESCRIPTION
MILO-1	D161001C101	DOOR LOCK
MILO-2		HOP POWER LOCK
MILO-3		HOP POWER LOCK
MILO-4		161 Contact
MILO-4W		161 WHEEL
MILO-4WB		161 WHEEL WITH SHAFT
MILO-4B		BEARING



MILO-5		TRIANGULAR LOCK
MILO-5K	B286858	TRIANGULAR KEY
MILO-6	H131001C138G01	DOOR LOCK CONTACT
MILO-7	JC1363	Side DOOR LOCK
MILO-8		POWER LOCK
MILO-9		Roller For Goods Lift Door Lock 60×16×6202 ID:15
MILO-10		CONTACTOR FOR MITSUBISHI DOOR LOCK
MILO-10L		GOODS LIFT DOOR LOCK LEFT
MILO-10R		GOODS LIFT DOOR LOCK RIGHT



SEES#	O.E.M.#	DESCRIPTION
MISLO-1		Large Triangle Lock For Goods
MISLO-3L	GS75-11	DOOR LOCK LEFT
MISLO-4	SK-A	HOOK LOCK
MISLO-5	SK-C	COP LOCK



SEES#	O.E.M.#	DESCRIPTION
MISLO-5BL	GS06B	DOOR LOCK LEFT
MISLO-5-L	SL-2-0174-1	SK-C Key Switch For Light With Connector
MISLO-5-P	SL-2-0157-1	Park-Run Key Switch SK-C-2 w/ 4-way connector
MISLO-7L	PB16C	DOOR LOCK LEFT



SEES#	O.E.M.#	DESCRIPTION
MISW-1	DS-131	CAR DOOR SWITCH
MISW-2		121 CAR DOOR SWITCH
MISW-3	LXP1-020-1A	LIMITE SWITCH
MISW-4		LANDING DOOR SWITCH FOR GPS III
MISW-5	KCB-III	BI-STABLE MAGNET PROTECTION SWITCH
MISW-5-M		ROUND MAGNET FOR MISW-5
MISW-6	MDS-83-NO	FLAT LAYER SWITCH



SEES#	O.E.M.#	DESCRIPTION
MIOC-1		OIL CAN LARGE
MIOC-2	YA038B139G02	OIL CAN SQUARE SHAPE
MIOC-3	OX-13B	OIL COLLECTOR
MIOC-4		FELT FOR MIOC-1 40×40×35
MIOC-5	RL-250	OIL CAN




SEES#	O.E.M.#	DESCRIPTION
MISJDD-1		INSPECTION LIGHT
MISJDD-2		INSPECTION LIGHT



SEES#	O.E.M.#	DESCRIPTION
MIPP-1		JUNCTION






SEES#	O.E.M.#	DESCRIPTION
MISS-1	YG-29	YG-29 Magnetic Proximity Switc
MISS-2	YG-25	YG-25 Magnetic Sensor
MISS-3	YG-1A	YG-1A Magnetic Sensor
MISS-3-B		BRACKET FOR YG-1A Magnetic Sensor
MISS-4	TNG-DS26E4	TNG-DS26E4 OPITICAL SENSOR
MISS-5	PAD-1	PAD-1 Magnetic Sensor
MISS-6	KCB-1	BI-STABLE MAGNET PROTECTION SWITCH
MISS-7	YG-1B	YG-1B Magnetic Sensor
MISS-8	YG-30	YG-30 Magnetic Proximity Switc
MISS-9	YG-20	YG-20 Magnetic Sensor
MISS-10	PSMO-25G1	Magnetic Proximity Switch



MISS-6



MISS-7



MISS-8



MISS-9



MISS-10



MILS-1

MILS-1A

SEES#	O.E.M.#	DESCRIPTION
MILS-1	S3-1370	LIMIT SWITCH NORMAL CLOSED
MILS-1A	S3-1371	LIMIT SWITCH NORMAL OPEN

SEES#	O.E.M.#	DESCRIPTION
MITR-1		Oil Seal
MITR-2		Traction Sheave 620Mm 6Grooves 12MM Rope
MITR-3		Traction Sheave M2480×680HB-12×6
MITR-4		Traction Sheave 710HC 710×12×7
MITR-5		Traction Sheave 665/650×12×4
MITR-6		Traction Sheave 760×6×14



MITR-1



MIDM-1



MITM-1

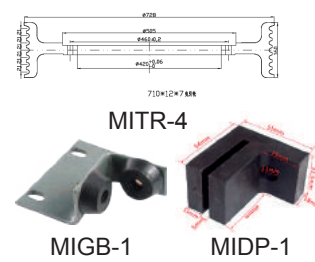


MITR-2



MITR-3

SEES#	O.E.M.#	DESCRIPTION
MIGB-1		CAR TOP GRIP BOARD LEFT/RIGHT
MIDP-1		DAMPING PAD
MIDM-1	YVP90-6	DOOR MOTOR
MIDM-2	YTJ031-13	DOOR MOTOR
MITM-1	S1471R-13	TRACTION MOTOR 5.5KW,50HZ 11.8A



MITR-4

MIGB-1

MIDP-1




MIDM-1



MIDM-2



MITM-1



MIPCB-1

MIPCB-2


MIPCB-3

MIPCB-4

MIPCB-5


MIPCB-6

MIPCB-7



MIPCB-8

MIPCB-9



MIPCB-10



MIPCB-11




MIPCB-15

MIPCB-16



MIPCB-17

MIPCB-18



MIPCB-19



MIPCB-20



MIPCB-23




MIPCB-24



MIPCB-25

SEES#	O.E.M.#	DESCRIPTION
MIPCB-1	P203702B000G01	HPOE DRIVE PCB
MIPCB-2	KCD-602C	GPS PC BOARD
MIPCB-3	P203712B000G01	DRIVE PCB
MIPCB-4	P203701B000G03	HOPE PCB
MIPCB-5	P203722B000G01	POWER PCB
MIPCB-6	P203704B000G04	HOPE PORT PCB
MIPCB-7	DOR-123	DOOR PCB
MIPCB-8	KCD-600	GPS-II BOARD
MIPCB-9	KCZ-940A	NO MACHINE ROOM INTERFACE BOARD
MIPCB-10	KCA-760A	GPS-3 ZI PORT PCB
MIPCB-11	KCA-91A	SP-VF Control Box PCB
MIPCB-15	X45MB-42	MODULE
MIPCB-16	X45RM-22	MODULE PT150S16
MIPCB-17	X45MB-78	MODULE CM75E3U-24H 75A/1200V
MIPCB-18	X45MB-42	MODULE CM150E3U 12H-PRODUCTION
MIPCB-19	D20.2F.5-1	Relay Board, Control Cabinet Inner Board
MIPCB-20	D20.2F6.2-1	Command Board, Control Board
MIPCB-23	INV2-ICBD	PCB BOARD FOR VFMG
MIPCB-24	LHS-420A	IOSB Function Board
MIPCB-25	KCA-601A	DRIVE PCB
MIPCB-26	KCA-600A	DRIVE PCB
MIPCB-27	KCA-751A	GPS-III Group Control Board
MIPCB-28	KCA-762A	GPS-III Elevator Interface Board
MIPCB-29	KCA-910A	Without Room Interface Board
MIPCB-30	KCA-911A	PCB BOARD FOR ELENESSA
MIPCB-31	KCA-922B	CHANGE-OVER BOARD
MIPCB-32	KCA-922A	Without Room Interface Board
MIPCB-33	KCA-941A	Without Room Interface Board
MIPCB-35	KCB-05A	In Parallel PCB
MIPCB-36	KCB-520A	GPM-M Signal PCB



MIPCB-26

MIPCB-27

MIPCB-28

MIPCB-29

MIPCB-30

MIPCB-31



MIPCB-32



MIPCB-33




MIPCB-35




MIPCB-36



MIPCB-36



MIPCB-37 MIPCB-38 MIPCB-39 MIPCB-40 MIPCB-41 MIPCB-42 MIPCB-43



MIPCB-47




MIPCB-48




MIPCB-49



MIPCB-50




MIPCB-52



MIPCB-53



MIPCB-55



MIPCB-57



MIPCB-58




MIPCB-59


SEES#	O.E.M.#	DESCRIPTION
MIPCB-37	KCC-100A	SP-VF Group Control Board
MIPCB-38	KCC-310C	GPS-I Group Control Board
MIPCB-39	KCC-400	GPS In Parallel PCB
MIPCB-40	KCC-408C	GP1 Group Control Board
MIPCB-41	KCD-600E	GPS-II PCB
MIPCB-42	KCD-701C	GPS-III PCB
MIPCB-43	KCD-911A	Without Room PCB
MIPCB-45	KCH-400A	PC BOARD
MIPCB-46	KCH-412A	PC BOARD
MIPCB-47	KCJ-100	SP-VF P1 CONTROL PCB
MIPCB-48	KCJ-100A	SP-VF P1 CONTROL PCB
MIPCB-49	KCJ-120B	SP-VF E1 PCB
MIPCB-50	KCJ-151A	SP-VF W1 PCB
MIPCB-51	KCJ-190A	MPVF PCB
MIPCB-52	KCJ-400A	GPS-1 PCB
MIPCB-53	KCM-51C	High Speed Elevator Board
MIPCB-54	KCM-99B	Electronic PCB
MIPCB-55	KCR-650A	GPS-II Motion Contral PCB
MIPCB-57	KCR-759B/C	GPS-III Motion Contral PCB
MIPCB-58	KCR-900B	Without Room DRIVE PCB
MIPCB-59	KCR-910A	Without Room DRIVE PCB
MIPCB-60	KCW-350A	Group Control Board
MIPCB-61	KCW-510B	GPM-M Drive Signal Board
MIPCB-62	KCY-205B	PCB
MIPCB-63	KCZ-411A	GPS-I Z1 PCB
MIPCB-64	KCZ-532A	GPM PORT PCB
MIPCB-65	KCZ-610	GPS GUARD PCB
MIPCB-66	LIR-220A	ELEVATOR WEIGHING BOARD
MIPCB-67	LIR-223	ELEVATOR WEIGHING BOARD
MIPCB-69	LIR-812	SPVF DRIVE PCB




MIPCB-60



MIPCB-61




MIPCB-63




MIPCB-64




MIPCB-65




MIPCB-66



MIPCB-67



MIPCB-69




MIPCB-70 MIPCB-72



MIPCB-73



MIPCB-74




MIPCB-75



MIPCB-76



MIPCB-77




MIPCB-79




MIPCB-80




MIPCB-81




MIPCB-83



MIPCB-84



MIPCB-86



MIPCB-87




MIPCB-88



MIPCB-91




MIPCB-92



MIPCB-93


SEES#	O.E.M.#	DESCRIPTION
MIPCB-70	LIR-812A	SPVF DRIVE PCB
MIPCB-71	LIR-914	MP-VF Relay PCB
MIPCB-72	LOA-410A	G02 Summon PCB
MIPCB-73	LOA-422	Instruct PCB
MIPCB-74	LOA-422A G	Communication Board
MIPCB-75	LOA-503A	Communication Board
MIPCB-76	P231701B000G01	HOPE DOOR PCB
MIPCB-77	P231707B000G03	HOPE-3 DOOR PCB
MIPCB-78		SP-VF DOOR PCB
MIPCB-79	DL2-VCO	SP-VF Drive PCB
MIPCB-81	LOA422G01	Command PCB In Car
MIPCB-82		Emergency Power Supply
MIPCB-83	P203709B000G01	DRIVE PCB
MIPCB-84	P203703B000G02	HOPE 1 W1 PCB
MIPCB-86	P203721B000G01	HOPE Function Board
MIPCB-87	P203710B000G02	HOPE Expansion Board
MIPCB-88	P203712B000B01	HOPE E1 Driver Board
MIPCB-89	P20301B000G01	HOPE P1 PCB
MIPCB-91	P203713B000G11	HOPE W1 PORT BOARD
MIPCB-92	P235711B000G02	HOPE Control Box Main Board
MIPCB-93	P235705C000	HOPE Expansion Board
MIPCB-95	LIR-218A	WEIGHT PCB
MIPCB-96	KCJ-101A	SP-VF Control Mainboard
MIPCB-97	KCJ-160A	SP-VF Z1 PCB
MIPCB-99	KCR-945A	Driver Board
MIPCB-100	PSM-011A	M1 PCB
MIPCB-101	DOR-590A	HOPE PORT PCB
MIPCB-102	KCN-710N	PC BOARD
MIPCB-103	KCR-907A	M1 POWER PCB
MIPCB-104	DOR-160B	Driver Board




MIPCB-95



MIPCB-96



MIPCB-97



MIPCB-99



MIPCB-100






MIPCB-101



MIPCB-103




MIPCB-104



MIPCB-114



MIPCB-115




MIPCB-116




MIPCB-117




MIPCB-119



MIDIS-2



MIDIS-3



MIDIS-4



MIDIS-5



MIDIS-7


SEES#	O.E.M.#	DESCRIPTION
MIPCB-106	DOR-111B	GPS-2 DOOR PCB
MIPCB-107	DOR-1240	PCB
MIPCB-108	KCR-945A	Driver Board
MIPCB-109	LHH-220A	Passing Chime PCB
MIPCB-110	KCN-710A	GPS-3 POWER PCB
MIPCB-111	YX300B623C	PC BOARD
MIPCB-112	CEM-394V-0	Switching Power PCB
MIPCB-113	KCA-946B	R1 PCB
MIPCB-114	KCD 116 2C	PCB
MIPCB-115	K50A-5	Switching Power PCB
MIPCB-116	LHH-200C G24	GPS-III Outgoing Display PCB
MIPCB-117	LHS-1000A	CONTROL BOX BUTTON BOARD
MIPCB-118	LHA-022BG	LHA-022BG AND COMMUNICATION BOARD
MIPCB-119	KCC-704C	GPS-III Group control board

SEES#	O.E.M.#	DESCRIPTION
MIDIS-1	LHS-202A G24	GPS-III Outgoing Display PCB
MIDIS-2	LHA-023A	Display PCB
MIDIS-3	P366705B00G04	HOP DISPLAY
MIDIS-4	LHD-650A G21	DISPLAY PCB
MIDIS-5	YE604B120B-01	HOP DISPLAY
MIDIS-6	TL0820G1	LCD DISPLAY
MIDIS-7	P366715B000G104	DISPLAY PCB

SEES#	O.E.M.#	DESCRIPTION
MIDOB-1	DK3-V2S	SP-VF DOOR OPERATE BOARD
MIDOB-2	DLC-E2S	DOOR OPERATE BOARD
MIDOB-3	DLC-E2S J	DOOR OPERATE BOARD




MIDOB-1




MIDOB-15



MIDOB-16



MIDOB-17



MIDOB-18




MIDOB-22



MIDOB-23



MIDOB-24



MIDOB-25

SEES#	O.E.M.#	DESCRIPTION
MIDOB-4	DOR-021B_023B	GPS-2 DOOR OPERATE BOARD
MIDOB-5	DOR-101A G01	GPS-I DOOR OPERATE BOARD
MIDOB-6	DOR-110B	GPS-II/CR DOOR OPERATE BOARD
MIDOB-7	DOR-120C	GPS-III DOOR PCB
MIDOB-8	DOR-1231	DOOR OPERATE BOARD
MIDOB-9	DOR-1240	DOOR OPERATE BOARD
MIDOB-10	DOR-143A	GPS-III DOOR OPERATE BOARD
MIDOB-11	DOR-143D	GPM-III DOOR OPERATE BOARD
MIDOB-12	DOR-144A	GPS-III DOOR OPERATE BOARD
MIDOB-13	DOR-201A	GPS-I DOOR OPERATE BOARD
MIDOB-14	DOR-261B	WITHOUT ROOM DOOR OPERATE BOARD
MIDOB-15	DOR-275A	DOOR OPERATE BOARD(IMPORT)
MIDOB-16	DOR-420	DOOR OPERATE BOARD
MIDOB-17	DOR-525	DOOR OPERATE BOARD
MIDOB-18	DOR-545	DOOR OPERATE BOARD
MIDOB-21	DOR-545A	GPS-III PORT PCB
MIDOB-22	DOR-110B	GPS-II DOOR OPERATE BOARD
MIDOB-23	DOR-111B	GPS-II DOOR OPERATE BOARD
MIDOB-24	DOR-201B G03	GPS-I DOOR OPERATE BOARD
MIDOB-25	DOR-123C	GPS-III DOOR OPERATE BOARD
MIDOB-26	LIA-612	DOOR OPERATE BOARD
MIDOB-SET	1240+1231	DOOR OPERATE BOARD GROUP


SEES#	O.E.M.#	DESCRIPTION
MIHOP-1	LHA-002A-CRG1	HOP DISPLAY
MIHOP-3	LHA-025A G02	HOP DISPLAY
MIHOP-4	LHD-601A	SP-VF DISPLAY PCB
MIHOP-5	LHD-610A	SP-VF DISPLAY PCB
MIHOP-6	LHD-620B	DISPLAY PCB




MIDOB-26



MIHOP-1



MIHOP-3



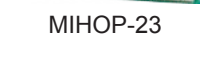

MIHOP-4



MIHOP-5




MIHOP-6




SEES#	O.E.M.#	DESCRIPTION
MIHOP-7	LHD-650A G11	DISPLAY PCB
MIHOP-9	LHD-650A G23	GPS-III DISPLAY PCB
MIHOP-10	LHH-100A G24	GPS-II Outgoing Display Board
MIHOP-11	LHH-100B G24	GPS-II Outgoing Display Board
MIHOP-12	LHH-114B	Intel Display
MIHOP-13	LHH-122A	Elevator Landing Light PCB
MIHOP-14	LHH-200A/C G24	GPS-III Outgoing Display Board
MIHOP-15	LHH-200B G24	GPS-III Outgoing Display Board
MIHOP-16	LHH-206C G24	Outgoing Display Board
MIHOP-17	LHS-200B	GPS-III Outgoing Display Board
MIHOP-18	LHS-200C	GPS-III Outgoing Display Board
MIHOP-20	LHS-210A	GPS-I Instruct PCB
MIHOP-22	LHS-220A	Maintenance Board
MIHOP-23	LHS-241BG01	Imported Circuit Board
MIHOP-24	LHS-400A	Operation PCB
MIHOP-25	LHS-410A	Instruct PCB
MIHOP-26	P366701B000G02	HOPE-2 Outgoing Display Board
MIHOP-29	LHH-100B G14	GPS-III OUTGOING DISPLAY BOARD
MIHOP-30	LHS-402A	TOS-PCB-014 Operation PCB
MIHOP-31	LHH-222A	Door Stop PCB




SEES#	O.E.M.#	DESCRIPTION
MIPSB-1	KCR-965A	Without Room Power PCB
MIPSB-2		POWER SUPPLY



SEES#	O.E.M.#	DESCRIPTION
HIBT-1	LR1-MA	PUSH BUTTON 3 CABLE
HIBT-2	LR1-MA	PUSH BUTTON 4 CABLE
HIBT-3	AL-POB	PUSH BUTTON ROUND
HIBT-3S	AL-POB	PUSH BUTTON SQUARE
HIBT-4	SL-TC	PUSH BUTTTON
HIBT-5	DL-PO2(GN085)	NPX,VFMG PUSH BUTTON
HIBT-7	DL-PO2(GN085)	PUSH BUTTON FOR NPX
HIBT-8	RL-MA	PUSH BUTTON WITH LIGHT
HIBT-9	AK2026	PUSH BUTTON
HIBT-10	AL-POE	PUSH BUTTON
HIBT-11		PASTER FOR RL-1
HIBT-12		PASTER FOR SL-TC
HIBT-13	EL-PO	PUSH BUTTON
HIBT-13-1	EL-PO	PUSH BUTTON
HIBT-13-2	EL-POA	PUSH BUTTON
HIBT-13-3	EL-POB	PUSH BUTTON
HIBT-14-1	CL-PO	PUSH BUTTON
HIBT-14-2	CL-PB	PUSH BUTTON

SEES#	O.E.M.#	DESCRIPTION
HIGS-1	13K	GUIDE SHOE INSERT 127/121×28 16MM
HIGS-2	8K	GUIDE SHOE INSERT 127/121×28 10MM
HIGS-3	YA012B029	SLIDING GUIDE SHOE G01
HIGS-4		C.W. GUIDE SHOE
HIGS-5		GUIDE SHOE 108×16
HIGS-6		Guide Shoe 16mm
HIGS-7		Guide Shoe 10mm
HIGS-8		Guide Shoe 16mm
HIGS-12		Guide shoe 125×10/16





SEES#	O.E.M.#	DESCRIPTION
HIGS-13		Roller For Guide Shoe 160×30×2×6004 ID:20
HIGS-14		Guide Shoe Insert 65×24×17

SEES#	O.E.M.#	DESCRIPTION
HIDV-1		DOOR VANE(SET)
HIDV-2		DOOR VANE ROLLER 45×15 ID:12
HIDV-3	KS-53L	DOOR VANE
HIDV-4		CARGO LIFT LANDING DOOR HANGER

SEES#	O.E.M.#	DESCRIPTION
HIHR-1		HANGER ROLLER 65×13×6202RS GD:60 ID:15
HIHR-3		Under Hanger Roller 33×10 6G-M10
HIHR-6		GOOD LIFT HANGER ROLLER 70×20 GD:64 6204 ID:20

SEES#	O.E.M.#	DESCRIPTION
HISW-1	TKB-1	PULLY SWITCH DC110V 0.378A
HISW-1A	TKB-1A	NORMAL OPEN WHEEL SWITCH DOUBLE WHEEL DC110V 0.378A
HISW-1B	TKB-1B	NORMAL CLOSED WHEEL SWITCH DOUBLE WHEEL DC110V 0.378A
HISW-1C	TKB-3	NORMAL OPEN WHEEL SWITCH DOUBLE WHEEL DC110V 0.378A
HISW-1D	TKB-3B	NORMAL CLOSED WHEEL SWITCH DOUBLE WHEEL DC110V 0.378A
HISW-3	LX-21	LIMIT SWITCH
HISW-13	LX-22	LIMIT SWITCH
HISW-14	LX	HAND-RESET LIMIT SWITCH




SEES#	O.E.M.#	DESCRIPTION
HIBEL-4	SMF-27	BUZZER ELECTRIC 6V
HIBEL-5	YPVF	ARRIVING BELL 220V
HIBEL-6	C55	ARRIVING BELL 12V

SEES#	O.E.M.#	DESCRIPTION
HICOD-1	TS5208N10 TS5208N23	CODER
HICOD-2	TS3422N6	DOOR OPERATOR CODER DC15V/500(C/T)
HICOD-4	TS5208N122	FA-CODER 100-1024C/T-C2-12V
HICOD-5	HES-0512-2MHC	CODER
HICOD-6	TS5208N130	CODER
HICOD-7	TS5208N13	CODER
HICOD-8	TS6238N352	CODER
HICOD-9	TS5233N558	CODER

SEES#	O.E.M.#	DESCRIPTION
HIF-1	GF-971L	FAN
HIF-2	GF-972F	FAN
HIF-3	3115PS-23T-B30	COOLING FAN
HIF-4	GF-971H	FAN

SEES#	O.E.M.#	DESCRIPTION
HICT-5	SC-N4	CONTACTOR
HICT-8-1		CELECTOR FINGER
HICT-8-2		FINGER CONTECT
HICT-8-3		CONTECT BLOCK





SEES#	O.E.M.#	DESCRIPTION
HIDM-1		DOOR MOTOR WITH ROTARY ENCODER 12V
HIDM-2	TOG-MS-3	DC DOOR MOTOR DC110V



HIOC-1

SEES#	O.E.M.#	DESCRIPTION
HIDH-1C		Car Door Hanger(SET)
HIDH-1L		Landing Door Hanger(SET)
HIDH-2C	OP800/901	Landing Door Board
HIDH-2L	OP800/900	Car Door Board



HIOC-2

SEES#	O.E.M.#	DESCRIPTION
HIDS-1		OIL CAN
HIOC-1		OIL CAN
HIOC-2		OIL CAN
HIOC-3		OIL CAN SQUARE
HIOC-4		OIL CAN ROUND
HIOC-5		OIL 20L




HIDS-1



HIIP-1

SEES#	O.E.M.#	DESCRIPTION
HIDS-1		DOOR SLIDER With Iron



HIIP-2

SEES#	O.E.M.#	DESCRIPTION
HIIP-1	DJ-A LD66S	Main Intercom 6V
HIIP-2	DJ-B(6)	INTERCOM SUB 6V
HIIP-3	DJ-A LD610D	Main Intercom 6V
HIIP-4	LHV6	INTERCOM POWER SUPPLY DC24V
HIIP-5	HY-WDJ-F	INTERPHONE




HIIP-3



HIIP-4



HIIP-5



HILO-2

HILO-3

HILO-4

HILO-5


HILO-7

HILO-8


SEES#	O.E.M.#	DESCRIPTION
HILO-2		Landing Door Triangular Lock With Key
HILO-3		Wheel for Door Lock 45×15 ID:12
HILO-4		HOP LOCK WITH KEY
HILO-5		HY-GR DOOR LOCK PB81
HILO-7		COP LOCK
HILO-8		Contact For Door Lock
HILO-9		Base Floor Lock
HILO-10		Triangular Lock
HILO-11	DK-RSL DL-01	DK-RSL Door Lock WITH DL-01 SWITCH
HILO-12	DK-RN4	DK-RN4 Door Lock
HILO-12-C		DOOR LOCK CONTACT(HEAD ONLY)
HILO-13		Door Lock For Goods Lift
HILO-14	AZ-51	Side Contact Switch
HILO-15		COP LOCK
HILO-16		DOOR LOCK ROLLER 46×26×6200
HILO-17	LL22140021	DK-RS DOOR LOCK
HILO-17-C		CONTACT FOR DK-RS DOOR LOCK
HILO-18	KS-1(UL-N1) KS-2	DOOR LOCK



HILO-11



HILO-12



HILO-12-C



HILO-14



HILO-15



HILO-16



HILO-17



HILO-17-C




HISS-3



HISS-2



HISS-4



HISS-5

SEES#	O.E.M.#	DESCRIPTION
HISS-1		Position Sensor
HISS-2	YG-3	YG-3 Magnetic Sensor
HISS-3	RM-YA3	RM-YA3 Inductor DC110V
HISS-4	RM-YA3	RM-YA3 Inductor DC24V
HISS-5		Eddy-Current Sensor




HIDIS-3




HIDIS-4



HIDIS-5



HIDIS-6




HIPCB-2




HIPCB-3



HIPCB-4




HIPCB-6




HIPCB-7




HIPCB-8




HIPCB-9



HIPCB-10



HIPCB-11



HIPCB-12




HIPCB-14




HIPCB-15




HIPCB-16




HIPCB-18




HIPCB-20



HIPCB-21




HIPCB-43



HIPCB-44




HIPCB-47




HIPCB-48



HIPCB-62




HIPCB-63



HIPCB-64



HIPCB-65




HIPCB-27




HIPCB-28



HIPCB-32



HIPCB-40



HIPCB-41


SEES#	O.E.M.#	DESCRIPTION
HIDIS-1		CAR DISPLAY
HIDIS-3	NPH_2_SCLA	Communication Board
HIDIS-4	SCLA4	Communication board SCLA HOP V1.1
HIDIS-5	SCLB	Communication Board V1.1
HIDIS-6	SCLB	Communication Board V1.0

SEES#	O.E.M.#	DESCRIPTION
HIPCB-1	INV 3-AMPV 2	INV 3-AMPV 2(R-K) NPX PCB
HIPCB-2	INV3-ANN	NPX PCB
HIPCB-3	INV3-IOCB(R-Q)	NPX(SECONDARY)
HIPCB-4	MTB-CPS 4	NPX DOOR OPERATING BOARD
HIPCB-6	B95I-HSB R-B YSD-E00035-001-A0	NPX WELL SERIAL BOARD
HIPCB-7	INV2-EMPU	VFMG MAIN BOARD
HIPCB-8	INV2-ICBD	VFMG PV BOARD
HIPCB-9	INV2-HAD	FMG POWER BOARD
HIPCB-10	32297963-2 YSD-E00014-001-A MTB-HLNF	VFMG WELL SERIAL BOARD
HIPCB-11	YSD-E00013-001-A MTB-HLND	VFMG WELL SERIAL BOARD
HIPCB-12	YSD-E00015-001-A MTB-HLGS	VFMG WELL SERIAL BOARD
HIPCB-13	MTB-CLVI	VFMG DOOR OPERATING MAIN BOARD
HIPCB-14	LDM-MIGV	VFMG DOOR OPERATING POWER SUPPLY MAIN BOARD
HIPCB-15	MTB-CMU	VFMG CAR-TOP SERIAL COMMUNICATION BOARD
HIPCB-16	PM300RSD060	POWER MODULE FOR NPX
HIPCB-17	UND-300WD200	HALL MUTUAL INDUCTOR FOR NPX
HIPCB-18	2DI300A-050D	HALL MUTUAL INDUCTOR FOR NPX
HIPCB-19	INV2-SAES	VFMG ELECTRIC ANGLE


SEES#	O.E.M.#	DESCRIPTION
HIPCB-20	INV3-3GD(R-G)	TRIGGER ANGLE
HIPCB-21	13501086	VFMG HOP BOARD
HIPCB-22		VFMG HALL INDICATOR DISPLAY
HIPCB-24	YSD-E00030-002-A B91I-HMDB(R-C)	NPX HOP BOARD
HIPCB-27	INV-BDCC3	YPVF DRIVER PCB
HIPCB-28	INV-FIO 4	YPVF B86 PC PORT BOARD
HIPCB-29	INV-MPU 4	YPVF PC BOARD
HIPCB-32	Y2011931	POWER PC BOARD
HIPCB-35	GR-B	CAR TOP PC BOARD
HIPCB-36	GR-D	LANDING DISPLAY
HIPCB-41	INV-FIO	PC BOARD
HIPCB-42	INV-SDC5	YPVF DOOR PC BOARD
HIPCB-43	INV-SDC9	CAR TOP PC BOARD
HIPCB-44	MTB-KLN	COMMUNICATION BOARD
HIPCB-45	RB-ZD01	BRAKE BOARD
HIPCB-47	SCLC	DISPLAY BOARD
HIPCB-48	13501441	Car DISPLAY
HIPCB-49		VFMG Display
HIPCB-62	NDS-3UAX	Flat Sensor
HIPCB-63	DMC-1	Door Control Board
HIPCB-64	DMD-1	POWER CONTROL BOARD
HIPCB-65	GHE-FMT	GVF2 NPH MAIN BOARD
HIPCB-66	SDB-02	FREQUENCY DEMULTIPLICATION BOARD
HIPCB-67	IOSB 12501749	RELAY BOARD
HIPCB-68	FJAB	MAIN BOARD
HIPCB-69	INV3-ICCB	HITACHI VF MODEL INVERTER BOARDS
HIPCB-70	IOSB 12500925	RELAY BOARD
HIPCB-71	INV3-AMPU2(R+P)	MAIN BOARD
HIPCB-72	INV-AVRA7	ACR BOARD



HIPCB-66



HIPCB-67




HIPCB-70



HIPCB-71



HIPCB-72



SEES#	O.E.M.#	DESCRIPTION
HIPC-73	UA2-IORB 30004332	HVF5 MAIN BOARD
HIPC-74	UA-GDCB	NPX POWER BOARD
HIPC-75	UA2-HSB 32474763	PC BOARD
HIPC-76	FDB-02(A)(B)	PC BOARD
HIPC-77	INV-AD2	PC BOARD
HIPC-78	DIP_SW-7	PC BOARD
HIPC-79	12502058	GVF-3 RELAY BOARD



SEES#	O.E.M.#	DESCRIPTION
KOBT-1	KM853343H04	KDS50 PUSH BUTTON WITHOUT BRAILLE
KOBT-1B	KM853343H04	PUSH BUTTON ROUND WITH BRAILLE
KOBT-1C		PUSH BUTTON SQUARE WITH BRAILLE
KOBT-1-BLANK		KONE PUSH BUTTON-BLANK WITHOUT BRAILLE
KOBT-2		PUSH BUTTON FOR KONE 3000
KOBT-3	KDS50	PUSH BUTTON ROUND BLACK BACKGROUND
KOBT-4-P		BUTTON PLATE
KOBT-5	KM724763H02	DELTA1 BUTTON PC BOARD
KOBT-6	KM612913H07	DELTA2 BUTTON PC BOARD
KOBT-7	KM617712G05	DELTA8 BUTTON PC BOARD
KOBT-8		KONE PUSH BUTTON WITH CABLE TO REPLACE KM804343G02
KOBT-9		PUSH BUTTON
KOBT-10	KM863223H03	KONE PUSH BUTTON ROUND



SEES#	O.E.M.#	DESCRIPTION
KOGS-1		BLACK GUIDE SHOE INSERT 16MM
KOGS-2		BLACK GUIDE SHOE INSERT 10MM
KOGS-3		GREEN GUIDE SHOE INSERT 128×34×16MM
KOGS-4		GREEN GUIDE SHOE INSERT 128×34×10MM
KOGS-5		177# GUIDE SHOE Pitch-Row:80×80 Groove Width:16MM
KOGS-5A		GUIDE SHOE Pitch-Row:80×80 Groove Width:10MM
KOGS-6		GUIDE SHOE Groove Width:16MM
KOGS-6A		GUIDE SHOE Groove Width:10MM
KOGS-6-B		BLACK PART OF KOGS-6
KOGS-7		ROLLER GUIDE SHOE 3 WHEEL 80MM OD/10MM RAIL
KOGS-7A		ROLLER GUIDE SHOE 3 WHEEL 80MM OD/16MM RAIL





KOGS-8



KOGS-9



KOGS-10



KOGS-11




KOGS-12



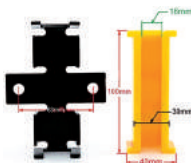
KOGS-13



KOGS-13A



KOGS-14




KOGS-14-1




KOGS-15



KOGS-16



KOGS-18



KOGS-18A




KOGS-18B

SEES#	O.E.M.#	DESCRIPTION
KOGS-8		ROLLER FOR GUIDE SHOE 125×26×2 6003
KOGS-9		ROLLER FOR GUIDE SHOE 150×38×2 6003 ID:17
KOGS-10	KM86789G02	ROLLER FOR GUIDE SHOE 80×28×2 6203
KOGS-11		BLACK GUIDE SHOE INSERT 131×22×16
KOGS-12		GUIDE SHOE INSERT 80×25×5
KOGS-13	KM85119G16	GUIDE SHOE INSERT WITH WIRE AND PLASTIC PINS 140×30×16
KOGS-13A	KM85119G09	GUIDE SHOE INSERT WITH WIRE AND PLASTIC PINS 140×30×16
KOGS-14	KM652435G16	GUIDE SHOE 5MM
KOGS-14-1	KM652435G16	GUIDE SHOE 16MM
KOGS-15		Roller GUIDE SHOE RATED STEEP:3.5M/S ROLLER:150MM
KOGS-16	KM652437G05	KONE GUIDE SHOE INSERT FOR 5MM GUIDE RAIL
KOGS-17		GUIDE SHOE SLIDING L:140MM MOUNTING HOLE:90MM
KOGS-18		KONE GUIDE SHOE 54MM HEIGHT 16MM GUIDE RAIL
KOGS-18A		KONE GUIDE SHOE 65MM HEIGHT 16MM GUIDE RAIL
KOGS-18B	KM51000110V001	KNOW GUIDE SHOE 16MM

SEES#	O.E.M.#	DESCRIPTION
KODS-1		DOOR SLIDER 71×15×12
KODS-2		DOOR SLIDE SELCOM UNDERSTYRN KOMPL PAC2
KODS-3		DOOR SLIDER 61×68×12
KODS-4	KM674014G01	KONE DOOR SLIDER
KODS-5	KM997109H01	KONE DOOR SLIDER



KODS-1



KODS-2



KODS-3




KODS-4




KODS-5



KODV-1



KODV-2



KOHR-1



KOHR-2



KOHR-3



KOHR-4



KOHR-5



KOHR-6



KOHR-7



KOHR-8



KOHR-9



KOHR-10



KOHR-11




KOHR-12



KOHR-13



KOHR-13-A



KOHR-14



KOHR-15



KOHR-16



KOHR-17



KOHR-18

SEES#	O.E.M.#	DESCRIPTION
KODV-1		DOOR VANE
KODV-2	KM601500G15	DOOR VANE

SEES#	O.E.M.#	DESCRIPTION
KOHR-1		HANGER ROLLER 94×19×6203 GD:84.5
KOHR-2	3201.05.0032/C	HANGER ROLLER 56×15.5×6202
KOHR-3		NYLON HANGER ROLLER 62×16×6203 GD:52 ID:17
KOHR-4		Nylon DOOR ROLLER 44×12 M8 GD:38 ID:12
KOHR-5		LANDING DOOR HANGER ROLLER 74×16×6203 M10 GD:64
KOHR-6		HANGER ROLLER WITH ECCENTRIC 94×19×6203 GD84.5
KOHR-7		DOOR UNDER ROLLER 46×16×6001 GD:39 6G-M12
KOHR-8		SELCOM DOOR UNDER ROLLER 43×16×6202 WITH ECCENTRIC SHAF
KOHR-9		HANGER ROLLER 44×16 GD:38 M10
KOHR-10		DOOR UNDER ROLLER 36.5×15 GD:31 6G-M10
KOHR-11		DOOR UNDER ROLLER 44×12 GD:38 M8
KOHR-12		DOOR UNDER ROLLER WITH ECCENTRIC SHAFT 46×17×6201
KOHR-13	KM89628G02	CAR DOOR ROLLER 50×14×6201 M8
KOHR-13-A	KM89628G04	CAR DOOR ROLLER 50×14×6201 M8 WITHOUT SHAFT
KOHR-14	KM61501G12	HANGER ROLLER 59.6×13×6002Z
KOHR-15	61501G13	HANGER ROLLER 59.6×13×6002Z
KOHR-16		HANGER ROLLER WITH SHAFT 68×17×6203Z
KOHR-17		HANGER ROLLER 70×17×6203Z
KOHR-18		HANGER ROLLER-G01K WITH SHAFT 85×19×6203Z



KOHR-27



KOHR-28



KOHR-29



KOHR-30



KOWH-1



KOWH-1B



KOWH-19



KOWH-20



KOLO-6



KOLO-8



KOLO-9




KOLO-10



KOMT-3



KOMT-4



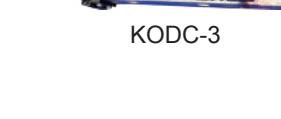
KOMT-5



KOMT-6



KODC-1



KODC-2



KODC-3

SEES#	O.E.M.#	DESCRIPTION
KOLO-6	6402.00.0001/C KF-9075	DOOR CONTACT

KOLO-8		SELCOM TRIANGLE LOCK
--------	--	----------------------

KOLO-9		DOOR LOCK ROLLER 31/12×17MM
--------	--	-----------------------------

KOLO-10	3215.05.0037	DOOR LOCK ROLLER 32×14 ID:10
---------	--------------	------------------------------

SEES#	O.E.M.#	DESCRIPTION
-------	---------	-------------

KOMT-1	KM89717G08	DOOR MOTOR
--------	------------	------------

KOMT-2	KM89717G06	DOOR MOTOR
--------	------------	------------

KOMT-3	KM602748G04	DOOR MOTOR
--------	-------------	------------

KOMT-4	KM601370G04	DOOR MOTOR
--------	-------------	------------

KOMT-5	KM601370G03	DOOR MOTOR
--------	-------------	------------

KOMT-6	KM903370G04	DOOR MOTOR
--------	-------------	------------

SEES#	O.E.M.#	DESCRIPTION
-------	---------	-------------

KOOC-1	ZK11070A0800027	OIL CAN SQUARE SMALL
--------	-----------------	----------------------

SEES#	O.E.M.#	DESCRIPTION
-------	---------	-------------

KODC-1	KM601810G01	DOOR CONTROLLER
--------	-------------	-----------------

KODC-2	KM606810G01	DOOR CONTROLLER
--------	-------------	-----------------

KODC-3	KM602810G02	DOOR CONTROLLER
--------	-------------	-----------------

KODC-4	KM603810G01	DOOR CONTROLLER
--------	-------------	-----------------


KODC-5	KM926996G01	DOOR CONTROLLER
--------	-------------	-----------------

SEES#	O.E.M.#	DESCRIPTION
-------	---------	-------------

KOF-1	KM255063	CENTRIFUGAL FAN 220V 198W
-------	----------	---------------------------




KODC-4



KODC-5



KOF-1




KOSS-1 KOSS-2 KOSS-2A KOSS-3 KOSS-5 KOSS-7



KOSS-8



KOSS-10




KODIS-2



KODIS-3



KODIS-5



KODIS-6



KODIS-7




KODIS-8



KODIS-9

SEES#	O.E.M.#	DESCRIPTION
KOSS-1	KM811490G01	TACHOMETER
KOSS-2	KM740336G01	TACHOMETER
KOSS-2A		SWITCH, MAGNETIC REED Monostable, 250V.100W,TNC-125
KOSS-3	KM713227G01	Magnetic Sensor BISTABLE 77U 77N
KOSS-5	KM982792G33	TACHOMETER
KOSS-7	KM86420G02	INDUCTOR SENSOR
KOSS-8	KM713226G01	Magnet Sensor 61U 61N 30
KOSS-9	KM247999	TACHOMETER BRUSHLESS
KOSS-10	KM86420G01	INDUCTOR SENSOR

SEES#	O.E.M.#	DESCRIPTION
KODIS-1	KM713550G01	DISPLAY PC BOARD
KODIS-2	KM713553H04	LANDING DISPLAY KONE 3000
KODIS-3	KM713563H05	CAR DISPLAY
KODIS-5	KM853300G05	CAR DISPLAY
KODIS-6	KM853320G01	HOP DISPLAY
KODIS-7	KM863170G01	LANDING DISPLAY
KODIS-8	KM863170G03	LANDING DISPLAY
KODIS-9	KM863180G01	DIRECTION DISPALY
	KM863180G02	
KODIS-10	KM863213H04	CAR DISPLAY
	KM863210G02	
KODIS-11	KM863270G08	LANDING DISPLAY
KODIS-12	KM713740G05	LANDING DISPLAY
KODIS-15	KM853323H02	ACDLCI DISPLAY
KODIS-16	A3J16426-A4	DISPLAY
KODIS-17	ZK20437	HOP DOT MATRIX DISPLAY
	K2416G03/H01/H03	
KODIS-18	KM713560G02	CAR DISPLAY BOARD



KODIS-11

KODIS-15


KODIS-16

KODIS-17

KODIS-18



KODIS-19




KODIS-20




KODIS-22




KODIS-44



KODIS-45



KODIS-46



KODIS-47



KODIS-48



KODIS-49



KOL-1



KOHOP-1




KOHOP-2

SEES#	O.E.M.#	DESCRIPTION
KODIS-19	KM802890G11	CAR TOP PC BOARD
KODIS-20	KM713550G02	LANDING DISPLAY PC BOARD
KODIS-21	KM713550	DISPLAY WITH COVER
KODIS-22	KM853320G03	HOP DISPLAY PC BOARD
KODIS-23	KM57910070	HOP DISPLAY PC BOARD
KODIS-24	KM57910069	DOOR DISPLAY PC BOARD
KODIS-25	KM57910071	CAR DISPLAY PC BOARD
KODIS-26	KM57910068	UNIFORM BOARD
KODIS-44	KM863270G02	DISPLAY PC BOARD
KODIS-45	KM1349446G01	DISPLAY PC BOARD
KODIS-46	KM853300G04	DISPLAY PC BOARD
KODIS-47	KM853320G04	HOP DISPLAY PC BOARD
KODIS-48	KM772920G01	DISPLAY PC BOARD
KODIS-49	KM772850G02	PC BOARD
	772853H06	

SEES#	O.E.M.#	DESCRIPTION
KOL-1	KM740230G1	FLAT POWER LOCK
	K2416G03	

SEES#	O.E.M.#	DESCRIPTION
KOHOP-1	KM740230G01	HOP COVER
	K2416G03	
KOHOP-2	KDS50	HOP COVER
KOHOP-3		HOP COVER
KOHOP-4		HOP COVER
KOHOP-5		HORIZONTAL DISPLAY
KOHOP-6		VERTICAL DISPLAY




KOHOP-3

KOHOP-4

KOHOP-5

KOHOP-6




KOCEB-1 KOCEB-2 KOCOB-1 KOPCB-1 KOPCB-2 KOPCB-3

SEES#	O.E.M.#	DESCRIPTION
KOCEB-1	KM713730G11	LCE CEB
KOCEB-2	KM713730G02	LCE CEB


KOPCB-4




KOPCB-5




KOPCB-6



KOPCB-8



KOPCB-9



KOPCB-11



KOPCB-12



KOPCB-13



KOPCB-14



KOPCB-15



KOPCB-16



KOPCB-18



KOPCB-19

SEES#	O.E.M.#	DESCRIPTION
KOCOB-1	KM713720G01	LCE COB

SEES#	O.E.M.#	DESCRIPTION
KOPCB-1	KM166631H03	TMS600 ELECTRON PC BOARD
KOPCB-2	KM606810G01	DOOR OPERATE BOARD
KOPCB-3	KM602810G01	DOOR OPERATE BOARD
KOPCB-4	KM602810G02	DOOR OPERATE BOARD
KOPCB-5	KM713113H04	COMMUNICATION BOARD
KOPCB-6	KM713150G01	LCE OPT Fire Board
KOPCB-7	KM713153H03	LCE OPT Fire Board
KOPCB-8	KM713160G01	LCEADO PC BOARD
KOPCB-9	KM713183H01	MULTIPLE PC BOARD
KOPCB-10	KM713183G03	LCE GTW BOARD
KOPCB-11	KM713700G01	LCE FCB
KOPCB-12	KM713100G01	LCE CPU BOARD
KOPCB-13	KM713709H11	COMMUNICATION BOARD
KOPCB-14	KM713710G01	LCE CCB BOARD
KOPCB-15	KM713713H04	LCE CCB BOARD
KOPCB-16	KM713713H05	CAR PC BOARD
KOPCB-17	KM713932G06	INVERTER BOARD
KOPCB-18	KM713930G01	NO MACHINE ROOM ELEVATOR FREQUENCY CONVERTER A2 BOARD
KOPCB-19	KM612012G01 V3F16ES A3 INVERTER BOARD KM612018H02	




KOPCB-20



KOPCB-31



KOPCB-32



KOPCB-33




KOPCB-34




KOPCB-35



KOPCB-36




KOPCB-39




KOPCB-41



KOPCB-43



KOPCB-23




KOPCB-24



KOPCB-26




KOPCB-28



KOPCB-30

SEES#	O.E.M.#	DESCRIPTION
KOPCB-20	KM763600G01	LOPCB BOARD 763603H04
KOPCB-21	KM763600G02	LOPCB U2 BOARD
KOPCB-22	KM763603H03	PC BOARD
KOPCB-23	KM773380G04	LCE CPU BOARD
KOPCB-24	KM774150G01 V3F16L 400V 14A INVERTER BOARD KM769900G01	
KOPCB-25	KM9713700G11	LCE FCB TRIANGULAR LOCK
KOPCB-26	KM763640G01	LCE CPU
KOPCB-30	KM713932H06	PC BOARD
KOPCB-31	KM783120H01C	LCEFCB IC2 COMMUNICATION BOARD
KOPCB-32	KM781380G01	PCB V3F25/V3F 18 HCBN INVERTER MAIN BOARD
KOPCB-33	KM713160G01	LCE ADO FUNCTION BOARD
KOPCB-34	KM713123H03	LCE 230 Safety Circuit Board
KOPCB-35	KM713130G01	PC BOARD
KOPCB-36	KM713700G11	PC BOARD
KOPCB-37	KM767000G01	LANDING INDICATOR
KOPCB-39	KM713720G11	INTERFACE BOARD
KOPCB-41	KM713730G12	CAR CIB BOARD
KOPCB-43	KM713900G01	PC BOARD V3F16ES DCB 713903H04
KOPCB-44	KM713150G11	LCE V3F18 COMMUNICATION BOARD
KOPCB-45	KM606800G01	DOOR DRIVE BOARD
KOPCB-46	KM713160G02	DOOR PRE-OPENING BOARD
KOPCB-47	KM713140G04	POWER BOARD
KOPCB-48	KM713140G05	LCEREC POWER BOARD
KOPCB-49	KM50025436G31	LCECCBE BOARD
KOPCB-50	KM713710G11	LCECCB BOARD
KOPCB-51	KM722080G11	CAR BOARD
KOPCB-52	KM773350G01	CODE READER



KOPCB-44



KOPCB-45




KOPCB-46



KOPCB-47




KOPCB-48



KOPCB-49




KOPCB-50




KOPCB-51




KOPCB-52



KOPCB-53



KOPCB-55




KOPCB-56




KOPCB-57



KOPCB-59



KOPCB-60




KOPCB-61



KOPCB-62



KOPCB-63



KOPCB-64

SEES#	O.E.M.#	DESCRIPTION
KOPCB-53	KM824620G01	COMMUNICATION BOARD
KOPCB-55	KM725800G01	V3F25V V3F18 PCB
KOPCB-56	KM713140G07	POWER BOARD
KOPCB-57	KM720573H02	PUSH BUTTON PCB
KOPCB-59	KM606030G01	DOOR CONTROL BOARD
KOPCB-60	KM763610G01	NO MACHINE ROOM SAFETY CIRCUIT BOARD
KOPCB-61	KM722040G01	LCERAL PC BOARD
KOPCB-62	KM887286G01	INVERTER A2 BOARD
KOPCB-63	KM5201321G01	ESCALATOR BOARD
KOPCB-64	KM3711836	ESCALATOR BOARD

SEES#	O.E.M.#	DESCRIPTION
KOCOP-1	KM654341G03	COP BOARD

SEES#	O.E.M.#	DESCRIPTION
KOCOD-1	OVW2-06-2MHT	NEMICON ENCODER
KOCOD-2	WITTUR	SELCOM DOOR ENCODER
KOCOD-3	KM50027771	ENCODER



KOCOP-1



KOCOD-1



KOCOD-3



SCBT-1




SCBT-2



SCBT-2A




SCBT-2L-300



SCBT-3



SCBT-4



SCGS-1



SCGS-2




SCGS-3



SCGS-3-1



SCGS-4



SCGS-5



SCGS-6



SCGS-7



SCGS-8



SCGS-9



SCGS-10



SCGS-11




SCGS-12



SCGS-13



SCGS-15



SCGS-16



SCGS-17



SCGS-18



SCGS-19



SCGS-20


SEES#	O.E.M.#	DESCRIPTION
SCBT-1		PUSH BUTTON D TYPE
SCBT-2		BUTTON M TYPE NEED MOUNTING SCREW
SCBT-2A		BUTTON M TYPE CARD BUCKLE INSTALLATION
SCBT-2L-300		POWER LOCK M 300#
SCBT-3		BUTTON BASE
SCBT-4		PUSH BUTTON D2-CL 2003

SEES#	O.E.M.#	DESCRIPTION
SCGS-1		B22 GUIDE SHOE INSERT 220×16MM
SCGS-2		CW GUIDE SHOE INSERT 150×30 10MM
SCGS-3		300P GUIDE SHOE 16MM 97×101×100MM
SCGS-3-1		300P GUIDE SHOE 5MM 97×101×100MM
SCGS-4		GUIDE SHOE INSERT FOR 300P 101×10MM RED
SCGS-5		GUIDE SHOE INSERT FOR 300P 101×16MM RED
SCGS-6		CW GUIDE SHOE INSERT 150×30 16MM OX-450C/D
SCGS-7		GUIDE SHOE INSERT 220×30mm 16mm
SCGS-8		GUIDE SHOE INSERT 140MM 10MM
SCGS-9		GUIDE SHOE INSERT 140MM 16MM
SCGS-10		L7 GUIDE SHOE 65×51×35MM
SCGS-11		B22 GUIDE SHOE INSERT 220×30×32MM 10MM
SCGS-12		C/W GUIDE SHOE 16MM
SCGS-13		C/W GUIDE SHOE HEAD 140×118×40MM 16MM
SCGS-15	104959	ROLLER FOR GUIDE SHOE 150×30×6201×2 ID:12
SCGS-16		R3 ROLLER FOR GUIDE SHOE 100×25×6205 ID:25
SCGS-17		T15 GUIDE SHOE 10MM
SCGS-18		T22 GUIDE SHOE 16MM
SCGS-19		B22 GUIDE SHOE 200×335×120MM
SCGS-20		GUIDE SHOE RUBBER CUSHION(REAR) 40×15MM M10



SCDS-5

SEES#	O.E.M.#	DESCRIPTION
SCGS-21		GUIDE SHOE RUBBER CUSHION(SIDE) 40×18MM M10



SCGS-6

SCGS-22		GUIDE SHOE INSERT 220×30×10MM
SCGS-24		R6 ROLLER FOR GUIDE SHOE 150×32×6204



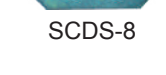
SCDS-7

SEES#	O.E.M.#	DESCRIPTION
SCDS-1	505801	DOOR SLIDER 74×58×15MM
SCDS-2		V30 DOOR SLIDER 50×16×10MM



SCDS-8

SCDS-2C		V30 DOOR SLIDER WITH IRON 50×50MM 16MM
SCDS-3		300P DOOR SLIDER 22×18×11MM
SCDS-4		RUBBER DOOR SLIDER 70×60×13MM



SCDS-9

SCDS-5		DOOR SLIDER PLASTIC 73×15×15MM
SCDS-6		BIG DOOR SLIDER
SCDS-7	962142	DOOR GUIDE SLIDER 59×15×11MM
SCDS-8		3300P LOWER DOOR GUIDE 60*45.5MM PITCH-ROW :18MM



SCDS-9



SCDV-1

SCDS-9		DOOR SLIDER
--------	--	-------------



SCDV-2

SEES#	O.E.M.#	DESCRIPTION
SCDV-1		QKS9 PB51 DOOR BANE
SCDV-2	59300018CL 59300010CL	V30 DOOR VANE A PAIR 45×11×401MM



SCDV-2

SCDV-3		WHEEL FOR DOOR LOCK 26×14MM ID:9
SCDV-4		QKS9 PB51 DOOR VANE



SCDV-3

SCDV-4-14N		SMALL ARM LEVER FOR QKS9 DOOR VANE 109×30×46.5 D=12
------------	--	---

SCDV-4-15N		BIG ARM LEVER FOR QKS9 DOOR VANE 175*55*55 D=25
------------	--	---

SCDV-5		DOOR COMPRESSION BAR FOR QKS9
--------	--	-------------------------------



SCDV-4



SCDV-4-14N



SCDV-4-15N



SCDV-5



SCHR-10-SUB

SEES#	O.E.M.#	DESCRIPTION
SCHR-1		HANGER ROLLER RED 74×19×6203
SCHR-2		HANGER ROLLER STRAIGHT PLATE ROLLER:73×13MM LONG:125MM
SCHR-3		HANGER ROLLER CROOKED PLATE ROLLER:75×15MM LONG:125MM
SCHR-7		HANGER ROLLER 54×18×6002 GD:48MM ID:10
SCHR-8		HANGER ROLLER AD9 72×15×6200 GD:64
SCHR-9		UNDER HANGER ROLLER FOR 300P 34×19MM GD:28 608
SCHR-10		HANGER ROLLER FOR 300P 74×19.5×6203 GD:64
SCHR-10-SUB		ROLLER AND SHAFT ASSEMBLY 40×9MM
SCHR-11		HANGER ROLLER 54×20×6200 GD:48 ID:10
SCHR-12		CRANK WHEEL OD:320MM ID:43 GROOVE:3



SCHR-11



SCHR-12



SCWH-15

SEES#	O.E.M.#	DESCRIPTION
SCWH-15		SHEAVE 60×11×6200 GD:48 ID:10
SCWH-16		SHEAVE UNIT 50×10 GD:36
SCWH-17		SHEAVE HANGER A PAIR 92×55×14MM




SCWH-16



SCWH-17

SEES#	O.E.M.#	DESCRIPTION
SCLO-1	Z134148	QKS9(PB260) DOOR LOCK LEFT+RIGHT
SCLO-1B	V32439 L:232606 R:232607	QKS9(PB260) DOOR LOCK PLATE LEFT+RIGHT
SCLO-2		ROLLER FOR DOOR LOCK 31×21MM ID:14
SCLO-3		WHEEL FOR DOOR LOCK V30 30×15MM ID:12
SCLO-4		AD9 DOOR LOCK(PB258) 360×127×62MM
SCLO-5		300# POWER LOCK
SCLO-6		400# POWER LOCK



SCLO-1



SCLO-1B



SCLO-2



SCLO-3




SCLO-4



SCLO-5



SCLO-6



SEES#	O.E.M.#	DESCRIPTION
SCLO-7		500# POWER LOCK
SCLO-8		OLD STYLE DOOR LOCK CONTACT 30×27×73MM
SCLO-9		OPEN DEVICE
SCLO-10		CONTACT FOR PB16D DOOR LOCK GOODS LIFT
SCLO-11		CONTACT FOR PB16D DOOR LOCK
SCLO-12		CONTACT FOR DOOR LOCK QKS9
SCLO-13		CONTACT FOR DOOR LOCK QKS9
SCLO-14		WHEEL FOR DOOR LOCK 31×21 ID:12
SCLO-15		DOOR LOCK D.AC250V 2A 246×244×80MM
SCLO-15W		DOOR LOCK ROLLER 40×28MM
SCLO-16		STOP SWITCH SIE387791 FOR 9300 SWE
SCLO-17	282650	V30(PB257) DOOR LOCK
SCLO-19L		AD10 DOOR LOCK LEFT

SEES#	O.E.M.#	DESCRIPTION
SCSW-1		SECURITY WINDOWS SWITCH
SCSW-2		DOOR SWITCH FOR LANDING DOOR 114×41×50MM
SCSW-3	332969/292798	UKT LIMIT SWITCH AUTOMATIC RESET 109×31×30MM
SCSW-4	292798	UKS LIMIT SWITCH MANUAL REYURN 109×31×30MM
SCSW-5	KCB-1	BI-STABLE MEGNET PROTECT
SCSW-6		R-TYPE SWITCH
SCSW-7	AZ-061	LANDING DOOR SWITCH
SCSW-8		LANDING DOOR CONTACT SWITCH 300P

SEES#	O.E.M.#	DESCRIPTION
SCEP-1	MCC 132-12I01 312C	SILICON CONTROLLER
SCEP-3	IDNR.181369	BREAKER



SEES#	O.E.M.#	DESCRIPTION
SCBU-1		DOOR BUFFER
SCCT-1		MAGNETIC DRUM W/O FRICTION DISK 112×54MM
SCCT-2		MAGNETIC DRUM FRICTION DISK 80V 40MM
SCCT-3	C169643 EBI169643/ 450007	MAGNETIC BRAKE COIL
SCCT-4	LC1-D25	CONTACTOR
SCCT-5	LC1-D32	M7N CONTACTOR
SCCT-6	MG5	CONTACTOR

SEES#	O.E.M.#	DESCRIPTION
SCCOD-1	317945-13	HELDENHAIN ENCODER ECN4132048/6815-2K
SCF-1	142984	RV140 FAN 380-400V
SCF-2	ZFB-1042	FAN DOUBLE SPEED
SCF-3	VF-140 SPIN1987P001	VF 140 FAN


SEES#	O.E.M.#	DESCRIPTION
SCOC-1		OIL CAN
SCOC-1A		ORIGINAL WITH EUROPEAN YELLOW LABEL

SEES#	O.E.M.#	DESCRIPTION
SCRP-1		RUBBER CUSHION 40/37×45MM ID:20





SCDRC-1-800 SCDRC-1-1000 SCDRC-1-1200 SCDM-1 SCDH-1 SCTM-1



SCDIS-1 SCDIS-2 SCDIS-3 SCDIS-4 SCDIS-5 SCDIS-6



SCIVT-1



SCIVT-2



SCIVT-3



SCTS-1



SCTS-2

SEES#	O.E.M.#	DESCRIPTION
SCDRC-1-800		DOOR RELATING CABLE JJ=800MM
SCDRC-1-1000		DOOR RELATING CABLE JJ=1000MM
SCDRC-1-1200		DOOR RELATING CABLE JJ=1200MM
SCDRC-2		DOOR RELATING CABLE 2080MM


SEES#	O.E.M.#	DESCRIPTION
SCDM-1		DOOR MOTOR FAST SPEED MGKS-G-6/12(FAST) MGKS-G-12/6(SLOW)

SEES#	O.E.M.#	DESCRIPTION
SCDH-1		300P DOOR HUNGER PANEL


SEES#	O.E.M.#	DESCRIPTION
SCTM-1		TRACTION SHEAVE 720×160×7

SEES#	O.E.M.#	DESCRIPTION
SCIVT-1	59400580	INVERTER VARIODYN FREQUENCY CONTROLLER VF33BR
SCIVT-2	59400570	INVERTER VARIODYN VF22BR
SCIVT-3		INVERTER VARIODYN VF25CBR


SEES#	O.E.M.#	DESCRIPTION
SCTS-1		TORSION SPRING QKS9 R+L D36×5×5
SCTS-2		TORSION SPRING QKS10 R+L D49×5×5




SCDIS-7



SCPCB-1



SCPCB-2



SCPCB-3



SCPCB-4




SCPCB-5



SCPCB-9



SCPCB-10




SCPCB-11

SEES#	O.E.M.#	DESCRIPTION
SCDIS-1	591780	300P DISPLAY
SCDIS-2	DIP0562a	100C DISPLAY
SCDIS-3		DISPLAY
SCDIS-4	590621	DISPLAY
SCDIS-5	591483	LONDY2.QB ELEVATOR EXTERNAL CALL CIRCUIT BOARD
SCDIS-6	04SLOPV010	KFXM04028VA1.2 300P DISPLAY
SCDIS-7	594108	LOP PC BOARD


SEES#	O.E.M.#	DESCRIPTION
SCPCB-1	590880	48F125 PC BOARD
SCPCB-2	590881	48F130 VF50BR Inverter PC BOARD
SCPCB-3	59324318	DISPLAY BOARD
SCPCB-4	431078	48F135 300P Inverter PC BOARD
SCPCB-5	53100249	QKS91OVF.Q DOOR BOARD
SCPCB-6	188397	50Q212 PCB BOARD
SCPCB-7	123300	73Q125 PCB BOARD
SCPCB-8	207095	36R900 PCB BOARD
SCPCB-9	591442	53F104 MBB BRAKE BOARD
SCPCB-10	590865	53F117 300P CAR BOARD
SCPCB-11	590873	53F125 300P COMMUNICATION BOARD
SCPCB-12	590863	53F122 300P COMMUNICATION BOARD
SCPCB-13	590866	53F128 300P PARALLEL BOARD
SCPCB-14	590868	53F135 300P COMMUNICATION BOARD
SCPCB-15	590864 205225	53F137 300P COMMUNICATION BOARD
SCPCB-16	590869	53F138 CAR TOP SOCKET PLATE
SCPCB-17	258401	53F245 PC BROAD
SCPCB-18	591640	53F515 GCI0B 360.Q
SCPCB-19	145416	46B130 PC BOARD



SCPCB-12




SCPCB-13




SCPCB-14









SCPCB-15




SCPCB-16



SCPCB-18



SEES#	O.E.M.#	DESCRIPTION
SCPCB-20	150042	67M100 PC BOARD
SCPCB-21	840174	TAS12.QC DRIVE PC BOARD
SCPCB-22	590769	QKS 910.QG DOOR OPERATION PC BOARD
SCPCB-23	591886	SDIC 53.QH CAR PC BOARD SCHINDLER 3300
SCPCB-24	591710	PC BOARD
SCPCB-25	591712	CONTROL BOARD COMMUNICATION BOARD
SCPCB-26	591822	CAR BOARD
SCPCB-27	182002	PC BOARD
SCPCB-29	590871	300P CAR BOARD
SCPCB-30	590840	POWER SUPPLY BOARD
SCPCB-32	590737	BUTTON COMMUNICATE BOARD
SCPCB-33	590862	300P PC BOARD GCIO360.Q.
SCPCB-34	590872	MBB CAR BOARD
SCPCB-35	591572	CAR COMMUNICATION BOARD
SCPCB-36	590867	ASILOG 3.0F PC BOARD
SCPCB-37	59413137	DRIVER PC BOARD
SCPCB-38	336564	INTERFACE BOARD OF DOOR MACHINE INVERTER
SCPCB-39	591840	BCM420 1.QB PC BOARD
SCPCB-40	590780	PGO 268.QB PC BOARD
SCPCB-41	590713	PC BOARD
SCPCB-42	591885	3300 CAR PC BOARD
SCPCB-43	590373	UNBL22.TA PC BOARD
SCPCB-44	591888	TOUCH DISPLAY BOARD
SCPCB-45	594398	LONCOPEE 1.Q CAR DISPLAY
SCPCB-49	594104	CAGE MECHANICAL PUSH BUTTON BOARD
SCPCB-50	590810	PC BOART
SCPCB-51	594479	COP DISPLAY CAN REPLACE ID:594265
SCPCB-52	59324362	ONE PUSH BOTTON PC BOARD
	59324359	FIVE PUSH BOTTON PC BOARD
SCPCB-53	50638552	PC BOARD
SCPCB-54	591894	DISPLAY PC BOARD
SCPCB-55	590867	300P ELEVATOR BOARD
SCPCB-56	591887	PROGRAM BOARD



SEES#	O.E.M.#	DESCRIPTION
THBT-1	MTD185/180/182	PUSH BUTTON 45×40×40
THBT-2	MTD275/270	PUSH BUTTON

SEES#	O.E.M.#	DESCRIPTION
THTT-1	310055021 310055022	THYSSEN SERVICE TOOL
THTT-2	310055021 310055022	THYSSEN SERVICE TOOL

SEES#	O.E.M.#	DESCRIPTION
THGS-1		ROLLER GUIDE SHOE
THGS-3		ROLLER FOR GUIDE SHOE 153×32×6204 ID:20 DOUBLE BEARING
THGS-4		GUIDE SHOE INSERT 48×28×17
THGS-5		GUIDE SHOE INSERT 150×28×17
THGS-6		GUIDE SHOE INSERT 130MM 5.5MM
THGS-7		GUIDE SHOE INSERT 130MM 15.5MM
THGS-8		ROLLER FOR GUIDE SHOE 153×32×6204 ID:20
THGS-9		GUIDE SHOE INSERT 10MM

SEES#	O.E.M.#	DESCRIPTION
THDS-1		DOOR SLIDER 35×92×13
THDS-2		DOOR SLIDER 35×92×13


SEES#	O.E.M.#	DESCRIPTION
THHR-1		ROLLER FOR DOOR HANGER (SQUARE GROOVE) 70×17×6200 ID:10 GD:62



THHR-2



THHR-3



THCOD-1



THCOD-2



THCOD-3



THTD-1



THLO-1



THLO-1L



THLO-1R



THLO-3



THLO-4L



THLO-4R



THSS-1

SEES#	O.E.M.#	DESCRIPTION
THHR-2		ROLLER FOR DOOR HANGER (ROUND GROOVE) 70×17×6200 ID:10 GD:62
THHR-3		HANGER ROLLER WITH SHAFT 70×16×6202

SEES#	O.E.M.#	DESCRIPTION
THCOD-1	SF-PCD-4E-02	ENCODER
THCOD-2	WDG 100H-38-4096-ABN-I05-K3-E13	ENCODER
THCOD-3	9950010875	ENCODER

SEES#	O.E.M.#	DESCRIPTION
THTD-1	BSM150GB120DN2	MODEL FOR TRANSDUCER

SEES#	O.E.M.#	DESCRIPTION
THLO-1		WHEEL FOR DOOR LOCK 30×20 ID:15
THLO-1L		CAR DOOR LOCK LEFT
THLO-1R		CAR DOOR LOCK RIGHT
THLO-3		TRIANGLE LOCK
THLO-4L		CAR DOOR LOCK LEFT
THLO-4R		CAR DOOR LOCK RIGHT

SEES#	O.E.M.#	DESCRIPTION
THSS-1	6552087010	SENER(CEDES,BLACK)

SEES#	O.E.M.#	DESCRIPTION
THTM-1	TM55B	TRACTION SHEAVE 600×12×5MM



THOC-1




THDV-1L




THDV-1R



THPCB-1



THPCB-2



THPCB-3



THPCB-4



THPCB-5




THPCB-6



THPCB-7



THPCB-8



THPCB-9




THPCB-10

SEES#	O.E.M.#	DESCRIPTION
THOC-1	3090387 3090286	OIL CAN

SEES#	O.E.M.#	DESCRIPTION
THDV-1L		DOOR VANE LEFT
THDV-1R		DOOR VANE RIGHT

SEES#	O.E.M.#	DESCRIPTION
THDM-1	YVP90-6S	DOOR MOTOR

SEES#	O.E.M.#	DESCRIPTION
THPCB-1	6510053680	MS2VO11 COMMUNICATION BOARD
THPCB-2	6510066680	MF4 CAR BOARD
THPCB-3	66200067	PC BOARD
THPCB-4	MB2.2 G-141FG-141EG-141C	BRAKE POWER BOARD
THPCB-5	MF3	CAR COMMUNICATION BOARD
THPCB-6	EBT-91.12.23	B6510004680MS1 WELL COMMUNICATION BOARD
THPCB-7	LMS1_V1	WEIGHING BOX BOARD
THPCB-8	SM-04	OUTGOING SIDPLAY BOARD
THPCB-9	TLHIB-1A	DISPLAY BOARD
THPCB-10	PDI-15M1	INVERTER BOARD
THPCB-11	MS3-E V2.0	OUTGOING DISPLAY BOARD
THPCB-12	MGS	COMMUNICATION BOARD
THPCB-MZ1	MZ1-V2	PC BOARD
THPCB-MS2	MS2 060714	WELL COMMUNICATION BOARD
THPCB-MF3	MF3-S	EXPANSION BOARD
THPCB-MC2	MC2	PC BOARD



THPCB-11




THPCB-MZ1




THPCB-12




THPCB-MS2



THPCB-MF3



THPCB-MC2



THPCB-MC2-1



THDIS-1



THDIS-2

SEES#	O.E.M.#	DESCRIPTION
THPCB-MC2-1	MC2	PC BOARD WITHOUT MODULE

SEES#	O.E.M.#	DESCRIPTION
THDIS-1	MA9-S	DISPLAY BOARD
THDIS-2	MA1	DISPLAY BOARD



TOBT-1



TOBT-2




TOBT-3



TOGS-1



TOGS-2



TOGS-3




TOGS-4



TOGS-5



TOGS-6



TOGS-7



TOGS-8



TODS-1



TODS-2



TODV-1












TODV-2

SEES#	O.E.M.#	DESCRIPTION
TOBT-1	CV100	PUSH BUTTON
TOBT-2	AK9701	PUSH BUTTON
TOBT-3	AK9702	PUSH BUTTON

SEES#	O.E.M.#	DESCRIPTION
TOGS-1		GUIDE SHOE INSERT TWO 150×30×5MM ONE 150×25×5MM
TOGS-2		GUIDE SHOE INSERT TWO 220×45×9.3MM ONE 220×35×8MM
TOGS-3	ZKIN0700	GUIDE SHOE INSERT FOR L=200MM
TOGS-4		GUIDE SHOE 86×17MM
TOGS-5		GUIDE SHOE INDERT TWO 230×36×9.4MM ONE 230×34×9.4MM
TOGS-6		GUIDE SHOE INDERT TWO 150×36×5MM ONE 150×26×5MM
TOGS-7		GUIDE SHOE INDERT TWO 120×24×6MM ONE 120×28×6MM
TOGS-8	ZKIN0664G002	GUIDE SHOE INSERT FOR L=120MM

SEES#	O.E.M.#	DESCRIPTION
TODS-1		DOOR SLIDER 41×56×11MM
TODS-2		DOOR SLIDER BLACK PLASTIC 42×15MM+66×20MM

SEES#	O.E.M.#	DESCRIPTION
TODV-1		CV100/CV190 ROLLER FOR DOOR VANE 40×14×6201 ID:12
TODV-2	CV100/CV190	DOOR VANE 735×32MM 650×40MM



SEES#	O.E.M.#	DESCRIPTION
TOHR-1		HANGER ROLLER 60×16×6203MM ID:17MM
TOHR-2		HANGER ROLLER 72×15×6202MM GD:64.5MM ID:15MM
TOHR-3		HANGER ROLLER 60×12×6200MM GD:44MM ID:10MM
TOHR-4		HANGER ROLLER 56×14×6201MM GD:49MM ID:12MM
TOHR-5		HANGER ROLLER WITH ECCENTRIC 60×16×6203MM GD:52.1
TOHR-6		PLASTIC HANGER ROLLER 75×18×6201MM GD:68 ID:12
TOHR-7		HANGER ROLLER 62×16×6203MM GD:53 ID:17
TOHR-8		UNDER HANGER ROLLER 30×9MM 6G-M10

SEES#	O.E.M.#	DESCRIPTION
TOWH-3		PLASTIC WHEEL 73×11×6200MM ID:10
TOWH-4		PLASTIC WHEEL UNIT 73×11MM

SEES#	O.E.M.#	DESCRIPTION
TODH-1	CV100/CV190	LANDING DOOR HANGER
TODH-2	CV100/CV190	LANDING DOOR HANGER WITH SCREW CAP


SEES#	O.E.M.#	DESCRIPTION
TOF-1	FV140	FV140 FAN 115V/220V

SEES#	O.E.M.#	DESCRIPTION
TOTR-1	TM-55B5	TRACTION SHEAVE Φ660×12×6


SEES#	O.E.M.#	DESCRIPTION
TODN-1		DOOR RUBBER

SEES#	O.E.M.#	DESCRIPTION
TOLO-1R		CV55/CV60 DOOR LOCK RIGHT
TOLO-1W		WHEEL FOR CV55/CV60 DOOR LOCK 40×20MM ID:18MM
TOLO-1L		CV55/CV60 DOOR LOCK LEFT
TOLO-2		CV100/CV190 ROLLER FOR DOOR LOCK 40×14×6201MM ID:12
TOLO-3		DOOR LOCK
TOLO-4		TRRANGULAR LOCK
TOLO-5		CV100 DOOR LOCK
TOLO-5C		CV100 DOOR CONTACT
TOLO-6NO	QLU3	LIMIT SWITCH NORMAL OPEN
TOLO-6NC	RLU2	LIMIT SWITCH NORMAL CLOSE
TOLO-7NO	QFU1	LIMIT SWITCH NORMAL OPEN
TOLO-7NC	QFU2	LIMIT SWITCH NORMAL CLOSE


SEES#	O.E.M.#	DESCRIPTION
TOPCB-1	BCU-2N UCE6-13B 2N1M3161-A	DRIVER BOARD FOR CV60
TOPCB-2	BCU-2N UCE6-13B 2N1M3161-B	DRIVER BOARD FOR CV60
TOPCB-3	CCNU-NLB UCE1-308C3 2N1M3292-A	CAR BOARD FOR CV150
TOPCB-4	CN-100A UCE4-306L5 2N1M3286-C	SAFETY CIRCUIT BOARD FOR CV150/CV160
TOPCB-5	COP-100L	CAGE COMMUNICATION BOARD FOR CV180/CV190
TOPCB-6	DCU-150 UCE4-3M7	DOOR BOARD
TOPCB-7	DIO-N UCE4-72L 2NIM3132-C	SIGNAL PROCESSING BOARD
TOPCB-8	HIB-100A SP1M1235-C UCE1-326C3	OUTBOUND PLATE FOR CV180
TOPCB-9	I/O-150 UCE4-333L4 2N1M3296-A	I/O PC BOARD




TOPCB-10




TOPCB-11



TOPCB-12



TOPCB-14



TOPCB-15



TOPCB-16



TOPCB-17




TOPCB-18




TOPCB-19



TOPCB-20



TOPCB-21



TOPCB-22

SEES#	O.E.M.#	DESCRIPTION
TOPCB-10	I/O-MLT UCE4-325L5 2N1M3235-C	PC BOARD FOR CV180/CV190
TOPCB-11	I/O-MLT2 UCE4-443L2 2N1M3487-A	CV330 BASICS BOARD
TOPCB-12	PM150CVA120	IGBT FOR CV180/CV190
TOPCB-13	LED-100A	DISPLAY BOARD FOR CV180
TOPCB-14	LED-100B UCE13-84A2 5P1M1213P002-C	DISPLAY BOARD FOR CV180
TOPCB-15	MCU-VF-2A	SPEED CONTROL BOARD
TOPCB-16	PU-200A	PC BOARD FOR CV150
TOPCB-17	PU-MLT2	PC BOARD FOR CV150
TOPCB-18	PU-MLT	PC BOARD FOR CV180/CV190
TOPCB-19	TNB-VR VVVF	DOOR CONTROLLER
TOPCB-20	LSIF3A UCE4-113L5 3N1M0350-C	PC BOARD FOR CV60
TOPCB-21	PUI86-1A UCE1-94C 2N1M3150-C	MAIN BOARD FOR CV60
TOPCB-22	PU85-1A UCE1-95CB 2N1M3152-C	PC BOARD FOR CV60



FJBT-1

FJBT-2

FJBT-6




FJGS-2

FJGS-3



FJGS-4




FJGS-6

SEES#	O.E.M.#	DESCRIPTION
FJBT-1	MTD111	HOP PUSH BUTTON DC24V 30×30
FJBT-2	C5FG-B2AN21A-30	HSA6000A NEW ULTRA-THIN BUTTON PUSH BUTTON
FJBT-6	C5FG	PUSH BUTTON



FJDS-1



FJDS-2



FJHR-1



FJHR-2



FJLO-2



FJLO-2B



FJLO-2C




FJLO-2D

SEES#	O.E.M.#	DESCRIPTION
FJGS-2		8K GUIDE SHOE INSERT 220MM×25MM 10MM
FJGS-3		13K GUIDE SHOE INSERT 220MM×25MM 16MM
FJGS-4		TRIAD GUIDE SHOE 8K ONE 120×28×6MM TWO 120×24×9MM
FJGS-5		TRIAD GUIDE SHOE 13K ONE 120×28×6MM TWO 120×24×6MM



SEES#	O.E.M.#	DESCRIPTION
FJDS-1		DOOR SLIDER PLASTIC
FJDS-2		DOOR SLIDER RUBBER

SEES#	O.E.M.#	DESCRIPTION
FJHR-1		HANGER ROLLER 68×14×6202
FJHR-2		SHEAVE COMPONENTS Φ66×9.5

SEES#	O.E.M.#	DESCRIPTION
FJLO-2	5245AN2	LOCK PARTS
FJLO-2B	5245AS3	LOCK PARTS
FJLO-2C	D35092001	INTERLOCK CONTACT
FJLO-2D		INTERLOCK CONTACT BLADE ASSY
FJLO-3	5245AD3	LOCK SET



FJLO-3




FJPCB-6

SEES#	O.E.M.#	DESCRIPTION
FJLO-5		WHEEL FOR DOOR ROLLER 38×16 ID:14
FJLO-6		



FJPCB-8

SEES#	O.E.M.#	DESCRIPTION
FJPCB-1	BC01 6602AGC1	PC BOARD




FJPCB-9

FJPCB-2	BC-20 6602RL2	PUSH BUTTON BOARD
FJPCB-3	IF118	SIGNAL BOARD



FJPCB-10

FJPCB-4	CP28B 6602TG1	MAIN BOARD
FJPCB-5	CP38B 6602COH00(005)	MAIN BOARD




FJPCB-11

FJPCB-6	CP38A	MAIN BOARD
FJPCB-7	CPC1 6602ABC1	PC BOARD



FJPCB-12

FJPCB-8	IF118 6602CDJ001	DRIVER BOARD
FJPCB-9	IF61B	DOOR BOARD



FJPCB-13

FJPCB-10	IF66 6602SS2	COMMUNICATION BOARD
FJPCB-11	IF67 6602RR1	CAR COMMUNICATION BOARD

FJPCB-12	IF68 6602RS1	EXPANSION BOARD
FJPCB-13	IF71 6602RW1	CAR COMMUNICATION BOARD

FJPCB-14	IF78 6602SW1	DOOR INVERTER BOARD
FJPCB-15	IF82D	DOOR PORT BOARD

FJPCB-16	IFC1 6602ACC1	CAR COMMUNICATION BOARD
----------	------------------	-------------------------



FJPCB-14



FJPCB-15




FJPCB-16



FJPCB-25

SEES#	O.E.M.#	DESCRIPTION
FJPCB-17	IFC2 6602ADC1	EXPANSION BOARD



FJPCB-26

FJPCB-18	IFC4 6602ALC1	PC BOARD
FJPCB-19	IN68 6602KZ2	CAR DISPLAY BOARD



FJPCB-28

FJPCB-20	IN83 6602RY4	CAR DISPLAY BOARD
FJPCB-21	IN86A 6602SB2	CAR PUSH BUTTON BOARD




FJPCB-29

FJPCB-22	IN87 66028CAL8	DISPLAY BOARD
FJPCB-23	IN89 6602SH4	DISPLAY BOARD



FJPCB-30

FJPCB-24	INC1 6602AFC1	DISPLAY BOARD
FJPCB-25	INC2 6602AEC1	DISPLAY BOARD




FJPCB-32

FJPCB-26	MC15	PORT BOARD
FJPCB-27	MC150 6602CDK003	PC BOARD


FJPCB-28	VS16 6602SH1	HARD BOARD
FJPCB-29	VS20 6602CA5	POWER BOARD

FJPCB-30	VS20 6602CAS001	NEW POWER BOARD
FJPCB-31	ZD75 0818AJC1	POWER SUPPLY BOARD FOR CSVF

FJPCB-32	IN103 OL-D,94V-O	DISPLAY BOARD
FJPCB-33	DR-12-13	DOOR OPERATE BOARD






FJPCB-33



SEES#	O.E.M.#	DESCRIPTION
FJPCB-34	IF90	CIRCUIT BOARD
FJPCB-35	C113-MC15 G04	PORT BOARD
FJPCB-36	VS20G04	POWER BOARD
FJPCB-37	IFC5 SS-070319	DISPLAY BOARD
FJPCB-40	FR2000-STB-V9	PC BOARD

SEES#	O.E.M.#	DESCRIPTION
FJDOB-1	DR-S 6602RD1	DOOR OPERATE BOARD
FJDOB-2	66516EP6	DOOR OPERATE BOARD
FJDOB-3	DR-12-13	DOOR OPERATE BOARD

SEES#	O.E.M.#	DESCRIPTION
FJHOP-3	6602MM2	LANDING DISPLAY
FJHOP-4	BC-14 6605MS5	OUTBOUND COMMAND COMMUNICATION BOARD
FJHOP-6	IN130C	HOP DISPLAY BOARD



SEES#	O.E.M.#	DESCRIPTION
LBT-1	KA21C	21C PUSH BUTTON 54.5×40
LBT-2	MTD260 A4J10136 AK24	10C PUSH BUTTON
LBT-3		YELLOW BUTTON
LBT-4	3R19691	PUSH BUTTON
LBT-5	YEU720N09A	PUSH BUTTON
LBT-6	KA10C/141 YEU720N03A	PUSH BUTTON
LBT-7	MTD265 DA265 AK25B	ULTRA-THIN BUTTON RED
LBT-8	MTD265	ULTRA-THIN BUTTON BLUE
LBT-9		PUSH BUTTON
LBT-10	KA142	PUSH BUTTON
LBT-11	AK29B	PUSH BUTTON
LBT-12		PUSH BUTTON
LBT-13	AK24 DA260 MTD142	PUSH BUTTON
LBT-15	JX001C998-01	BUTTON BLACK

SEES#	O.E.M.#	DESCRIPTION
LGS-1		TRIAD GUIDE SHOE INSERT ONE:120×22×7MM TWO:120×20×6MM
LGS-2		TRIAD GUIDE SHOE INSERT ONE:120×27.5×7MM TWO:120×25×6MM
LGS-3		ROLLER GUIDE SHOE WD:125MM
LGS-4		ROLLER FOR GUIDE SHOE 235×30×6004×2
LGS-5		ROLLER FOR GUIDE SHOE 125×22×6303





LDV-1



LHR-1



LHR-2



LTT-1



LTT-2



LTR-1



LTR-2



LTR-3




LCOD-2



LCOD-3



LCOD-4



LCOD-5



LCOD-6

SEES#	O.E.M.#	DESCRIPTION
LDV-1		DOOR VANE

SEES#	O.E.M.#	DESCRIPTION
LHR-1		HANGER ROLLER 68×14×6202 GD:60 ID:15
LHR-2		UNDER HANGER ROLLER 33×10 6G-M10

SEES#	O.E.M.#	DESCRIPTION
LTT-1	OPP2000	SERVICE TOOL
LTT-2	DOA-100	DEBUGGER BOARD
LTT-3	DOA-100	SERVICE TOOL

SEES#	O.E.M.#	DESCRIPTION
LTR-1		TRACTIVE WHEEL 605×12×4/5
LTR-2		TRACTIVE WHEEL 605×12×4/5/6/7
LTR-3		TRACTIVE WHEEL 505×12×6/7 515×12×6/7

SEES#	O.E.M.#	DESCRIPTION
LCOD-1		1024 SERIES CODER
LCOD-2	MH100-1024B0	1024 SERIES CODER
LCOD-3	RKT1040-1024-C15C	CODER
LCOD-4	RKT5006-512-G12C	DOE ROTARY ENCODER
LCOD-5	DPD-05 3X02767-81	DOOR ENCODER
LCOD-6	PD24V	DOOR MOTOR ENCODER



LCT-1



LCT-4



LCT-5



LLO-2



LSS-1



LSS-2



LSS-4



LSS-5



LSS-6



L-BELL-1



L-IGBT-1



L-IGBT-2



L-IGBT-3

SEES#	O.E.M.#	DESCRIPTION
LCT-1	SMD-35P	CONTACTOR DC 110V
LCT-2	10T	CONTACTOR
LCT-3	15B	CONTACTOR
LCT-4	GMD-40	CONTACTOR
LCT-5	SMD-20P	CONTACTOR

SEES#	O.E.M.#	DESCRIPTION
LLO-2		CAR DOOR LOCK

SEES#	O.E.M.#	DESCRIPTION
LSS-1	MPS-1600	LG SENSOR
LSS-2	PSMO-25G2	LG SENSOR
LSS-3	PYPERM2-M110MGP	LG SENSOR
LSS-5	KN-510R	SENSOR
LSS-6	SB-51CT	SENSOR

SEES#	O.E.M.#	DESCRIPTION
L-BELL-1	FSC-5M1BDC24	BELL

SEES#	O.E.M.#	DESCRIPTION
L-IGBT-1	CM200DY-24H	IGBT
L-IGBT-2	CM2000DY-24A	IGBT
L-IGBT-3	CM100E3Y-24NF	IGBT
L-IGBT-4	CDF150AA160	IGBT
L-IGBT-5	CM100DY-24H	IGBT
L-IGBT-6	DF60AA160	IGBT





L-IGBT-4



L-IGBT-5



L-IGBT-6




LPCB-12



LPCB-13



LPCB-14



LPCB-16




LPCB-18



LPCB-19



LPCB-20



LPCB-21



LPCB-22



LPCB-23


SEES#	O.E.M.#	DESCRIPTION
LPCB-1	BDC-11	MOTION CONTROL BOARD
LPCB-2	CJB-100	INTER FACE BOARD ON CAR TOP DEA3003707
LPCB-3	COMM	COMM COMMUNICATION BOARD 1R02493-B4/B2
LPCB-5	CSB-EB	CAR COMMUNICATION BOARD 2R24168
LPCB-7	DCD-201	DOOR OPERATE BOARD JX002B658 G01
LPCB-8	DCD-221	DOOR OPERATE BOARD
LPCB-9	DCD-230	DOOR OPERATE BOARD
LPCB-10	DCI-242	COMMUNICATION BOARD
LPCB-11	DCL-243	COMMUNICATION BOARD
LPCB-12	DCI-270	CAR DISPLAY
LPCB-13	DCL-240	COMMUNICATION BOARD 3X07124
LPCB-14	DCL-244	COMMUNICATION BOARD
LPCB-15	DCT-210	PC BOARD
LPCB-16	DHF-100	POWER BOARD
LPCB-17	DHG-100	PC BOARD
LPCB-18	DHG-160	WELL SERIAL COMMUNICATION BOARD
LPCB-19	DHG-161	WELL SERIAL COMMUNICATION BOARD
LPCB-20	DHI-201	DISPLAY BOARD AEG09CB36*A
LPCB-21	DHI-221	HOP DISPLAY BOARD
LPCB-22	DHL-270	WELL COMMUNICATION BOARD AEG03C346
LPCB-23	DOA-100	SERVER
LPCB-24	DOC-100	PC BOARD
LPCB-25	DOC-101	MAIN BOARD 2R24786
LPCB-26	DOC-103	MAIN BOARD AEG02C876




LPCB-25



LPCB-26




LPCB-36



LPCB-37



LPCB-38



LPCB-39



LPCB-40



LPCB-41




LPCB-42



LPCB-43

SEES#	O.E.M.#	DESCRIPTION
LPCB-27	DOC-120	DSS MAIN BOARD
LPCB-29	DOC-130	MAIN BOARD
LPCB-30	DOC-131	MAIN BOARD
LPCB-31	DOC-200	MAIN BOARD 3X02444*A
LPCB-32	DOC-211	DRIVER BOARD AEG00C319
LPCB-33	DOM-110A	DINTERFACE BOARD
LPCB-34	DOM-130A	DINTERFACE BOARD
LPCB-35	DOP-100	PC BOARD
LPCB-36	DOP-130	POWER SUPPLY BOARD
LPCB-37	DOP-300	ELECTRON BOARD 3X07336 *A
LPCB-38	DOR-230	MAIN BOARD
LPCB-39	DOR-231	MAIN BOARD
LPCB-40	DPC-100	DRIVER BOARD 2R24787
LPCB-41	DPC-120	MAIN BOARD AEG04C224
LPCB-42	DPC-121	MOTION CONTROL BOARD
LPCB-43	DPC-130	CAR COMMUNICATION BOARD
LPCB-44	DPP-100	DRIVER BOARD 2R24788
LPCB-45	DPP-101	DRIVER BOARD 2R24788*A
LPCB-46	DPP-131	DRIVER BOARD AEG02C267
LPCB-47	MCB-2001	CONTROL MAIN BOARD
LPCB-48	EISEG-205	CAR DISPLAY
LPCB-49	EISEG-221	HOP DISPLAY
LPCB-50	EISEG-106	OUTGOING DISPLAY BOARD




LPCB-44



LPCB-45



LPCB-46





LPCB-48



LPCB-49




LPCB-50



LPCB-60



LPCB-63



LPCB-65



LPCB-66



LPCB-67




LPCB-69



LPCB-70



LPCB-72



LPCB-80



SEES#	O.E.M.#	DESCRIPTION
LPCB-51	GDC-1B 1R02502	MOTION CONTROL BOARD
LPCB-52	GSEP-M01	PARALLEL COMMUNICATION BOARD
LPCB-53	GSEP-M01 2R24034-B1	SERIAL COMMUNICATION BOARD
LPCB-54	HBDC-1	DRIVER BOARD
LPCB-55	HIB-100A	HOP COMMUNICATION
LPCB-56	PPEPM100RSE 120E27AA2	IGBT
LPCB-57	QM150HA-2H	IGBT
LPCB-58	INV-FIO	CONTROL TANK
LPCB-59	INV-SDCL	CAR TOP BOARD
LPCB-60	IR02490-B3-7	MAIN BOARD
LPCB-61	IR02502-C1	MOTION CONTROL BOARD
LPCB-62	LED-100A	DISPLAY BOARD
LPCB-63	LOA-410K BG02 JX001C835	MOTION CONTROL BOARD
LPCB-64	MGP	MAIN BOARD
LPCB-65	OPB-100	COMMUNICATION BOARD
LPCB-66	OPP-2000 K2416H03	NEW VERTION SERVER
LPCB-67	PIO 1R02481-B1	PIO PC BOARD
LPCB-69	SMCB-3000CI	MAIN BOARD
LPCB-70	WTCT5911	POWER FOR MOTION CONTROL
LPCB-71	YEU720N05B	HOP WITH DISPLAY
LPCB-72	SMC-24	DOOR TRANSDUCER
LPCB-75	PIO PIB IR024B1-B1	ASSISTANT BOARD
LPCB-79	SEMR-100	ASSISTANT BOARD
LPCB-80	BL2000 CZB-V8	COMMUNICATION BOARD
LPCB-81	DHI-201N	HOP DISPLAY
LPCB-82	BL2000 CZB-CEB	MOTION CONTROL BOARD




LPCB-81




LPCB-82



LPCB-92




LPCB-93




LPCB-94

LPCB-95




LPCB-96



LPCB-98


LPCB-100



LPCB-101




LPCB-103




LPCB-104

SEES#	O.E.M.#	DESCRIPTION
LPCB-83	DHG-162	WELL COMMUNICATION BOARD
LPCB-84	DOR-131 AEG05C286*A	INTERFACE BOARD
LPCB-85	DOC-220	GROUP CONTROL BOARD
LPCB-87	DPC-123	SPEED CONTROL BOARD
LPCB-88	DCI-210	CAR DISPLAY BOARD
LPCB-89	DCI-260	DISPLAY BOARD
LPCB-90	DCI-200	PC BOARD
LPCB-91	1R02477-B HS6T	PC BOARD
LPCB-93	FX-MPU-0	MAIN BOARD
LPCB-94	EISEG-208	CAR DISPLAY
LPCB-95	DHI-430N	DISPLAY BOARD
LPCB-96	DCM-115N	DISPLAY BOARD
LPCB-97	DCM-12X	PC BOARD
LPCB-98	1R02483-A0	CAR DISPLAY BOARD
LPCB-99	EISEG-207	CAR DISPLAY BOARD
LPCB-100	IR02661	CAR DISPLAY BOARD
LPCB-101	EISEG-260	OPERATION BOARD
LPCB-102	DCM-10X	PC BOARD
LPCB-103	EISEG-107	OUTGOING DISPLAY BOARD
LPCB-104	PHI-500B	DISPLAY BOARD
LPCB-105	DHI-150 4R13039-A	DISPLAY BOARD
LPCB-106	DHM-12X	PC BOARD
LPCB-107	DHM-143	PC BOARD
LPCB-108	DHM-100	PC BOARD
LPCB-109	DC-LED-2	PC BOARD
LPCB-110	EISEG-212	CAR DISPLAY
LPCB-111	EISEG-212A	CAR DISPLAY




LPCB-105




LPCB-110




LPCB-114




LPCB-115



LPCB-117




LPCB-118




LPCB-119




LPCB-121



LPCB-122




LPCB-123



LPCB-125



LPCB-126




LPCB-127



LPCB-128



LPCB-129




LPCB-131



LPCB-132



LPCB-133



LPCB-134



LPCB-135




LPCB-136




LPCB-137

SEES#	O.E.M.#	DESCRIPTION
LPCB-112	DHI-11X	PC BOARD
LPCB-113	INV VD	PC BOARD
LPCB-114	EISEG-108	OUTGOING DISPLAY BOARD
LPCB-115	DHI-221N	DISPLAY BOARD
LPCB-116	EIDOT-305	PC BOARD
LPCB-117	EOC-200 ASG00C133A	MAIN BOARD
LPCB-118	INV-MPU-2	MAIN BOARD
LPCB-119	POC-300	PC BOARD
LPCB-120	DOP-122	PC BOARD
LPCB-121	DOP-112	POWER BOARD
LPCB-122	DOP-111 3X04590	DRIVER BOARD
LPCB-123	DOP-310	POWER BOARD
LPCB-124	POS-300	PC BOARD
LPCB-125	DPP-150	DRIVER BOARD
LPCB-126	DHL-250	WELL COMMUNICATION BOARD
LPCB-127	EOC-300	CONTROL BOARD
LPCB-128	DHP-100	WELL COMMUNICATION BOARD
LPCB-129	DPB-100A	BAND-TYPE BRAKE BOARD
LPCB-130	DHF-121	ARRIVE STATION LAMP PLATE
LPCB-131	OPB-2000SPA	COMMUNICATION BOARD
LPCB-132	DCD-31M	PC BOARD
LPCB-133	DPP-200 3X02100	CONTROL BOARD
LPCB-134	DOR-232	MAIN BOARD
LPCB-135	DOL-210 3X02535*A	GROUP CONTROL BOARD
LPCB-136	ECN-100	COPY BOARD
LPCB-137	CRT DI-CRT	PC BOARD
LPCB-138	OPP-210 AEG03C222*A	PC BOARD




LPCB-139




LPCB-140



LPCB-141




LPCB-142



LPCB-144



LPCB-145




LPCB-146



LPCB-147



LPCB-148



LPCB-149




LDOB-6

SEES#	O.E.M.#	DESCRIPTION
LPCB-139	DEK3X03510*	INTERFACE BOARD
LPCB-140	DOC-132	PC BOARD
LPCB-141	INV-ACRA-1 1R01306-B2	INTERFACE BOARD
LPCB-142	ESP-100	POWER BOARD
LPCB-143	1R01492-B1 SCPU-1AD	PC BOARD
LPCB-144	DOC-142	PC BOARD
LPCB-145	DOR-220 3X03514	DOOR BOARD
LPCB-146	1R02493-B4	MAIN BOARD
LPCB-147	1R02481-B1	PIO PC BOARD
LPCB-148	PGT010	PG BOARD
LPCB-149	1R02490-B3-7	MAIN BOARD

SEES#	O.E.M.#	DESCRIPTION
LCOP-1		UP/DOWN PUSH BUTTON DAE,HAN


SEES#	O.E.M.#	DESCRIPTION
LDOB-3	DCDI-221	DOOR OPERATE BOARD
LDOB-4	DCDI-220	DOOR OPERATE BOARD
LDOB-5	DCDI-230	DOOR OPERATE BOARD
LDOB-6	DOC-101	MAIN BOARD
LDOB-7	DOC-110	MAIN BOARD
LDOB-8	DOC-100	MAIN BOARD




LHOP-2



LHOP-3



LHOP-4



LHOP-5



LHOP-8



LHOP-9

SEES#	O.E.M.#	DESCRIPTION
LHOP-2	HDF-1	CAR DISPLAY BOARD
LHOP-3	HDF-2	CAR DISPLAY BOARD
LHOP-4	DCI-230	DISPLAY
LHOP-5	DHI-201 X08831A	DISPLAY
LHOP-6	DOA-100	DISPLAY
LHOP-8	2R24168	COMMUNICATION BOARD
LHOP-9	2R24172-B0	INCOM PC BOARD



HYPCB-1



HYPCB-2




HYPCB-5




HYPCB-6



HYPCB-7






HYPCB-8



HYPCB-9


SEES#	O.E.M.#	DESCRIPTION
HYPCB-1	204C1699H23	MCPU BOARD
HYPCB-2	HPID-CAN	OUTGOING DISPLAY
HYPCB-3	204C1699H24A	MCPU BOARD
HYPCB-4	15KW-ANWJ15C10 18V11(REV1.1)	WBVF MAIN BOARD
HYPCB-5	DI-INT-7A-M	DOOR OPERATION BOARD
HYPCB-6	EPB-100/260B008	BAND-TYPE BRAKE BOARD
HYPCB-7	20400065/TW-4E 340729	STVF7 MAIN BOARD
HYPCB-8	20400177H11	INTERFACE BOARD OF CONTROL CABINET
HYPCB-9	WBVF_N	STVF9 MAIN BOARD



STDIS-1




STDIS-2




STDIS-3




STDIS-4




STDIS-5



STDIS-6




STDIS-7




STDIS-8

SEES#	O.E.M.#	DESCRIPTION
STPCB-1	SM-01-F5021	MAIN CONTROLLER BOARD
STPCB-2	SM.01PA/D	MAIN CONTROLLER BOARD
STPCB-3	SM-01-CD/A	MAIN CONTROLLER BOARD
STPCB-4	SM-01-DP/C	MAIN CONTROLLER BOARD
STPCB-5B	SM-01-HO/B	HOME HYDRAULIC LIFT CONTROLLER BOARD
STPCB-5C	SM-01-HO/C	HOME HYDRAULIC LIFT CONTROLLER BOARD


SEES#	O.E.M.#	DESCRIPTION
STDIS-1	SM-04-VRF	DISPLAY
STDIS-2	SM-04-UL	STEP LCD DISPLAY
STDIS-3	SM-04-VSD	DOT MATRIX DISPLAY
STDIS-4	SM-04-VL16/A	HALL DISPLAY
STDIS-5	SM-02-D	DOT MATRIX DISPLAY
STDIS-6	SM-03-D	DOT MATRIX DISPLAY
STDIS-7	SM-04-VSC	DISPLAY
STDIS-8	SM-04-VLB3	LCD VERTICAL DISPLAY
STDIS-9	SM-04-HRC	DOT MATRIX DISPLAY
STDIS-10	SM-04-HRD	DOT MATRIX DISPLAY
STDIS-11	SM-04-HSC	DOT MATRIX DISPLAY
STDIS-12	SM-04-VRJ	DOT MATRIX DISPLAY
STDIS-13	SM-04-HREB	SUPER LARGE SCREEN DOT MATRIX
STDIS-14	SM-04-HREC	SUPER LARGE SCREEN DOT MATRIX
STDIS-15	SM-04-ND	CALL BOARD(WITHOUT DISPLAY)
STDIS-16	SM-04-V7	SUPER THIN INDICATOR BOARD
STDIS-17	SM-04-VRH	SUPER THIN INDICATOR BOARD
STDIS-18	SM-04-V7/B	16 SEGMENT INDICATOR BOARD
STDIS-19	SM-04-V7/C	16 SEGMENT INDICATOR BOARD
STDIS-20	SM-04-V7/D	16 SEGMENT INDICATOR BOARD




SEES#	O.E.M.#	DESCRIPTION
STDIS-21	SM-04-H7/A	PARALLEL INDICATOR BOARD
STDIS-22	SM-04-H7/B	PARALLEL INDICATOR BOARD
STDIS-23	SM-04-HR/G	PARALLEL INDICATOR BOARD
STDIS-24	SM-04-HR/H	PARALLEL INDICATOR BOARD
STDIS-25	SM-04-VS/E	PARALLEL INDICATOR BOARD




STDIS-22



STDIS-23



STDIS-24




STDIS-25




MC-M3-ARM




MC-M3-ARM-B



MC-IB-PM709



MC-ICAL-08C




MC-ICAL-40C



MC-OCAL-08C




MC-OCAL-08DC



MC-OCAL-10MC

SEES#	O.E.M.#	DESCRIPTION
MC-M3-ARM	M3-ARM-LCD-2	MICO MAIN BOARD
MC-M3-ARM-B	M3-ARM-PCB-6	MICO MAIN BOARD WITHOUT OPERATOR
MC-IB-PM709	PM709-PCB-6	MICO PC BOARD
MC-ICAL-08C	ICAL-08C-PCB-8	ICAL-08C MICO DISPLAY
MC-ICAL-40C	ICAL-08C-PCB-8	ICAL-08C MICO DISPLAY
MC-OCAL-08C	OCAL-08C-PCB-15	MICO DISPLAY
MC-OCAL-08DC	OCAL-08DC-PCB-1	MICO PC BOARD,BASE BOARD
MC-OCAL-10MC	OCAL-08C-PCB-15	MICO DISPLAY
MC-P-1		MICO POWER SUPPLY 24V,6A
MC-IB-1		CAR TOP INSPECTION BOX




MC-P-1



MC-IB-1




F-DS-1




F-DS-2



F-DS-3



F-DV-1



F-DV-2



F-DV-3



F-DV-4



F-BELT-1



F-DLO-1L

F-DLO-1R



F-DLO-2L



F-DLO-2R



F-DR-1

SEES#	O.E.M.#	DESCRIPTION
F-DS-1	PGH-000100000	DOOR SLIDER BLACK RUBBER
F-DS-2		DOOR SLIDER WITH NYLON
F-DS-3	AGH-01P000000	DOOR SLIDER FOR FERMATOR RUBBER

SEES#	O.E.M.#	DESCRIPTION
F-DV-1	CSK.VF00CD000	FERMATOR DOOR VANE LEFT HAND
F-DV-2	CSK.VF00CI000	FERMATOR DOOR VANE RIGHT HAND
F-DV-3		FERMATOR DOOR VANE 320MM 370MM 420MM
F-DV-4		FERMATOR DOOR VANE FERMATOR SKATE SET T2 RIGHT

SEES#	O.E.M.#	DESCRIPTION
F-BELT-1	VF00.C0000	FERMATOR HTD 5M DOOR BELT

SEES#	O.E.M.#	DESCRIPTION
F-DLO-1L	ACJ.000RI000	FERMATOR TRIANGLE LOCK LEFT
F-DLO-1R	ACJ.000RD000	FERMATOR TRIANGLE LOCK RIGHT
F-DLO-2L	CPP.4000RD100	FERMATOR LANDING DOOR LOCK LEFT
F-DLO-2R	CPP.4000RD000	FERMATOR LANDING DOOR LOCK RIGHT
F-DLO-3L	KEN.4000RC200	FERMATOR DOOR LOCK SET

SEES#	O.E.M.#	DESCRIPTION
F-DR-1	PPR.VF00C0000	DRIVER BELT ROLLER DIAM=32MM
F-DR-2	PPM.VF00C0000	DRIVER BELT ROLLER
F-DR-3	PFR.040000000	FERMATOR HANGER ECCENTRIC ROLLER OD=30MM



F-DR-2

F-DR-3



F-DR-4



F-DR-5




F-DR-6



F-DC-1




F-DM-1




F-DL-1C



F-DL-2C



F-DL-3C



F-DL-4C

SEES#	O.E.M.#	DESCRIPTION
F-DR-4	PFR.0300C0000	FERMATOR HANGER ECCENTRIC ROLLER OD=48MM
F-DR-5	PFR.010000000	FERMATOR HANGER ROLLER CENTRAL OD=48MM
F-DR-6	PFR.080000000	FERMATOR HANGER ROLLER OD=47MM
F-DR-7	PFR.020000000	FERMATOR ROLLER LENGTH OF TREAD=28 ROUND GROOVE

SEES#	O.E.M.#	DESCRIPTION
F-DC-1	VCI.V05P001N0FR CE-AT	FERMATOR DOOR CONTROLLER VF5+

SEES#	O.E.M.#	DESCRIPTION
F-DM-1	PMT.VFSEC0000	FERMATOR DOOR MOTOR

SEES#	O.E.M.#	DESCRIPTION
F-DL-1C		FERMATOR LANDING DOOR CONTACT
F-DL-2C	KCE.604000000	FERMATOR DOOR LOCK CONTACT
F-DL-3C	KCE.604000000	FERMATOR DOOR LOCK CONTACT
F-DL-4C		FERMATOR 005546 DOOR LOCK CONTACT